



THE SALVATION ARMY
USA EASTERN TERRITORY
—
ARTS MINISTRIES BUREAU

Jesus
theatre



CLOCKS

DIRECTOR'S MANUAL



TABLE OF CONTENTS



04

Letter to Directors

07

Piece Overview

08

Scene Outline

09

Music List

10

Materials List

11-12

Props Construction

13-19

Narration

20-53

Look Book

55

Pastoring Your Cast

56

Notes on Casting

57

Intercessory Prayer

58-59

Biblical Prayers

61-63

Cast Devotions

64

Director's Checklist

66-69

Altar Call Training

70-73

Cabin Devotions



EDITORIAL DIRECTOR

Kathryn Higgins

WRITERS

Kyle Higgins
Natalia Cruz

DESIGN & LAYOUT

Resa Berry

PHOTOGRAPHY

Kevin Diaz

LOOK BOOK IMAGES

Samuel Laro



arts.saconnects.org/jesus-theatre/

JESUS THEATRE DIRECTOR'S MANUAL 2025

Copyright © May 22, 2025
The Salvation Army
USA East Arts Ministries Bureau
440 West Nyack Road
West Nyack, New York 10994
Phone: 845-620-7200



@AMUSAEAST



@artsministries



@artsministries



@artsministries



arts.saconnects.org

A LETTER TO THE *Directors*



Dear Friends,

I pray this letter finds you well and encouraged in the Lord's service. I write to express my full support and deep gratitude for the Jesus Theatre ministry as it continues to bear fruit throughout our Territory. This summer, 10 of our Eastern Territory camps, along with the Hands-On Cast team in Puerto Rico, will learn and perform this piece, bringing the Gospel to life through theater. Our prayer is that through every scene, the Holy Spirit will move powerfully and that children will be drawn into a saving relationship with Jesus Christ.

Over the past year alone, we have facilitated over 60 altar calls through Jesus Theatre, and my wife and I have personally witnessed over 6,000 children make first-time or deepening commitments to Christ. These are not just numbers – they are transformed lives, each one a testimony to the Spirit's power working through this ministry.

A few years ago, while serving as Camp Director, I witnessed how the Spirit of God brought such conviction that children began confessing sins unprompted – sins carried in silence until that holy moment. That, my friends, is revival: a spiritual awakening in the hearts of our young people. Let us never underestimate the power of the Holy Spirit. As Scripture reminds us, *"The wind blows wherever it pleases. You hear its sound, but you cannot tell where it comes from or where it is going. So it is with everyone born of the Spirit."* (John 3:8)

Jesus Theatre is more than a performance – it is a sacred altar space, where campers encounter the living Christ. I pray that each camp presenting this piece will experience a fresh outpouring of the Spirit and that every child will hear the call of Jesus: *"Let the little children come to me, and do not hinder them, for the kingdom of heaven belongs to such as these."* (Matthew 19:14)

Thank you for your continued commitment to sharing the Gospel through this powerful medium. May God use this season to bring many sons and daughters to glory.

Till Every East Youth knows Jesus.

Shalom.

Antonio and Jennifer Rosamilia, Majors
Territorial Youth Secretary, USA Eastern Territory



SECTION 1

clocks



PIECE OVERVIEW

Clocks

This year's Jesus Theatre theme is Clocks. In this production, God is represented as the Clockmaker – the Master of Time. This Imagery of God winding up the first big clock to set creation in motion shows how He is in control of the marching of time and its seasons, keeping them in perfect balance. The Clockmaker gifts everyone their own little clocks to march in the rhythm of eternity with the Creator. The Tempter walks in, encouraging the people to take control of time, breaking the perfect ticking clocks the Clockmaker had set for them, and making them slaves to time. But just at the right time, Jesus, the Timekeeper, rescues them and restores the broken clocks. Jesus is never late, and God is not slow in keeping his promises to us.

Scripture

Primary

“Yet God has made everything beautiful for its own time. He has planted eternity in the human heart, but even so, people cannot see the whole scope of God’s work from beginning to end.”

Ecclesiastes 3:11, NLT

Secondary

“But you must not forget this one thing, dear friends: A day is like a thousand years to the Lord, and a thousand years is like a day. The Lord isn’t really being slow about his promise, as some people think. No, he is being patient for your sake. He does not want anyone to be destroyed, but wants everyone to repent.”

2 Peter 3:8-9, NLT

“For God says, “At just the right time, I heard you. On the day of salvation, I helped you.” Indeed, the “right time” is now. Today is the day of salvation.”

2 Corinthians 6:2, NLT

Cast

The Clockmaker / The Timekeeper
a caring, loving, and masterful father figure

The Tempter
sneaky and mischievous

Four Cast Members
*strong and determined individuals
with a healthy amount of curiosity*

Set

- 1 ladder (6-8 feet)
- 1 large wall clock
- 9 yards of ivory poly chiffon fabric
- 4 stage cubes

Cast Props

- 1 black laundry bag
for the Tempter
- 1 red spinning arrow
for the Tempter
- Golden pocket watches
1 for each cast member
- Broken clocks
1 for each cast member

Supporting Materials

- 1 roll of black duct tape
- 1 string elastic cord
- pack of heavy duty magnets (30 count)

Running Time

25 minutes

SCENE OUTLINE

PART 1

Creation

1. The Clockmaker's Creation

Music: *Deeply* (Ryan Taubert) w/ VO

2. Paradise

Music: *Clocks* (Coldplay)

PART 2

The Fall

3. The Tempter

Music: *Hometown (intro)* by French79 w/ VO

4. Destruction

Music: *Sign of the Times* (Harry Styles)

PART 3

Redemption

5. The Timekeeper Arrives

Music: *Atom 6 (Sleeping At Last)* w/ VO

6. Jesus' Ministry

Music: *Wonder* (Shawn Mendes) + *Pure* outro (Abbie Gamboa) w/ VO

7. Crucifixion

Music: *Here Again* (Elevation Worship) w/ VO

PART 4

New Creation

8. Resurrection and Invitation

Music: *Thankfulness* (Sajan Nauriyal) w/ VO

Altar Call

MUSIC LIST

1 **Deeply – Ryan Taubert** (*Deeply*, 2020)
Sound Effect: Grandfather Clock
Ticking – Sound Ideas (Antique Clocks
Sound Effects, 2014.)

2 **Clocks – Coldplay** (A Rush of Blood
to the Head, 2002.)

3 **Hometown (Intro) – French 79**
(*Joshua*, 2019)
Sound Effect 1: Vintage Alarm Clock
Ticking – Sound Ideas (Antique Clocks
Sound Effects, 2014.)
Sound Effect 2: Wind Up Alarm Clock
Ticking – Sound Ideas (Antique Clocks
Sound Effects, 2014.)
Sound Effect 3: Cartoon Clock Ticking
– Sound Ideas (Cartoon Sound Effects,
1999.)

4 **Sign of the Times – Harry Styles**
(*Harry Styles*, 2017)
Sound Effect: Wind Up Alarm Clock
Bell Rings – Sound Ideas (Antique
Clocks Sound Effects, 2014.)

5 **Atom 6 – Sleeping At Last** (*Molecule 1*)
Sound Effect: Cartoon Clock Ticking –
Sound Ideas (Cartoon Sound Effects,
1999.)

6 **Wonder – Shawn Mendes**
(*Wonder*, 2020)

7 **Pure - outro – Abbie Gamboa** (*Pure*,
2023)

8 **Here Again – Elevation Worship**
(*Hallelujah Here Below*, 2018)






9 **Thankfulness – Sajan Nauriyal**
(*PERSPECTIVE*, 2020.)

*Edited tracks will be provided with narration and without
narration. Before receiving the music folders, each song must
be purchased for individual use. Receipts should be
presented to Arts Ministries for proof of purchase.*



MATERIALS LIST

Estimated cost for a cast of six is \$343.07

ITEM	VENDOR	QR CODE	QTY.	PRICE
32-inch bronze wall clock	Amazon Click here to purchase		1	\$68.59
Gold pocket watch	Amazon Click here to purchase		7	\$7.99
Shackles	Amazon Click here to purchase		7	\$10.73
8-inch wall clocks	Amazon Click here to purchase		7	\$7.39
Black duct tape	Amazon Click here to purchase		1	\$11.99
Ivory poly chiffon fabric (9 yards)	Hobby Lobby Click here to purchase		1	\$37.71
Red spinning arrow	Amazon Click here to purchase		1	\$7.90
30 pieces of heavy duty magnet	Amazon Click here to purchase		1	\$14.99
Super glue	Amazon Click here to purchase		1	\$6.25
String elastic cord	Amazon Click here to purchase		1	\$4.88
28" x 36" 1 pack laundry bag	Amazon Click here to purchase		1	\$7.99
TOTAL				\$343.07



1 Master Clock Elastic Handle

1. Unpack the 32-inch, bronze wall clock
2. Cut a 24" piece of the elastic cord.
3. Tie one end of the elastic cord to the outer rim of the clock, to the left of the second digit of number 11, with a double knot.
4. Tie the other end of the elastic cord to the outer rim of the clock, to the right of number 1, with a double knot.
5. Your clock is ready to hang out on the ladder!

PROPS *construction*

2 Tempter's Magnetic Arrow

1. Take the red arrow and clip the spinning portion with the suction cup together.
2. Carefully, cut off the suction cup plastic.
3. Super glue one of the magnets on top of the pre-existing suction cup plastic part of the arrow.
4. If the ladder is not magnetic (metal), tape its complimentary magnet to the side of one of the legs.
5. You should have a spinning arrow that can now stick to metal!



NOTE: Make sure the magnets are glued/taped with polar opposites facing each other.

3 Broken Clocks

1. For each 8-inch wall clock, grab a pair of shackles.
2. Cut 3 pieces of duct tape: one 8-inch long, and two 5-inch-long pieces.
3. Place one end of the shackle right on top of the 8-inch wall clock and thread the 8-inch-long tape piece through the shackle. Tape vertically from the top of the clock frame to the back of the clock.
4. Tape one of the 5-inch tape pieces horizontally along the top of the clock frame and on top of the vertical piece of tape.
5. Tape the other 5-inch tape piece on the back of the clock, on top of the vertical piece of tape.
6. The other end of the shackle should be loose, and your broken clock should look like a big, clunky and heavy version of the pocket watch.



NARRATION

by Kyle Higgins

voiceover 1

scene 1

THE CLOCKMAKER'S CREATION (DEEPLY - RYAN TAUBERT)

0:09

There once was a great Clockmaker, the Master of Time.

With hands steady and precise, He set the stars in their course, the sun to rise and fall, the moon to glow through the night. The seasons shifted at His command.

Every second,

every hour,

every year unfolded exactly as He intended.

0:46

In the beginning, the Clockmaker placed the first great clock at the center of creation.

He wound its golden gears, set its hands into motion, and time began.

A rhythm of perfect harmony filled the world, ticking in unison with His heart.

Some could hear the ticking, and some could not.

1:17

Whether or not they noticed it, the clock was always there, constant, steady, guiding the rise and fall of days, the growth of the trees, the waves of the ocean, the breath of every living thing.

1:38

The Clockmaker's work was stunning.
Like the warmth of the sun on your face,
Like the bursting bloom of a flower in spring,

1:56

He was an expert craftsman. It was all so good.

The most wondrous part of His creation was that everything, everything He made under the rhythm of time, reflected Him.

And so, time continued, and His world flourished.

2:27

Then, the Clockmaker made His masterpiece: people.

Male and female, He formed them with His own hands, shaping them carefully, placing within them their own tiny clocks, small pieces of eternity, meant to beat in harmony with His.

This was not something they would borrow, or hold onto temporarily, or use and discard. This was their very own time, entrusted to them as a gift, to cherish, to guard, to pass on to generations yet to come.

3:10

But the Clockmaker set one alarm.

"You must not tamper with time." He warned. It is set perfectly. "You are not meant to carry the weight of it alone."

They understood. And so, life began.

3:36

For a time, all was well. The people lived within the rhythm set for them, moving in step with the ticking hands of creation.



voiceover 2

scene 3

THE TEMPTER

(HOMETOWN INTRO - FRENCH 79)

0:05

But then, a shadow crept into the workshop, a thief of time, the Tempter.

voiceover 3

scene 5

THE TIMEKEEPER ARRIVES

(ATOM 6 - SLEEPING AT LAST)

0:05

But then, a shadow crept into the workshop, a thief of time, the Tempter.

They ran, they hid, they struggled to find joy in their own time, but no matter what they did, they kept missing the beat, losing track of their true rhythm.

The weight of time pressed down upon them, heavy and unrelenting.

Anxiety ate at their hearts.

They raced through existence.

Pain became their closest friend

The Rest they had once known was gone.

0:45

The Clockmaker saw their struggle.

And He loved them too much to leave them lost in broken time.

At just the right moment, He sent His greatest gift Jesus, the Timekeeper to restore the rhythm of Clockmaker's Creation.

voiceover 4

scene 6

JESUS' MINISTRY

(PURE - OUTRO BY ABBIE GAMBOA)

2:53

With every step, He brought order back from chaos.

3:05

He turned back the damage, one moment at a time.

3:20

He reached out and reset the broken clocks, freeing them from their anxious ticking.

3:35

He carried the weight of time in His hands, yet He never wavered.

THE CRUCIFIXION

(HERE AGAIN - ELEVATION WORSHIP)

But they did not understand Him.

The Tempter saw this and whispered again not to the Timekeeper, but to the people.

0:45

(Here Again intro)

Who is He to change the time you have claimed for yourselves? Who is He to tell you how to live?

2:47

They took Him to the great clock, the very one He had set in motion.

And as they struck Him, the seconds fell heavy. The minutes groaned. The weight of all time their mistakes, their regrets, their sins fell upon Him.

4:12

Now the Timekeeper was very strong, but he did not resist.

He did not fight.

He did not run.

Because He knew that his death, his sacrifice could reset the clock and save them.

5:55

He looked upon them, the very ones who had rejected Him, and He chose to stay.

6:10

And as the last second struck, the clock stopped.

JESUS' MINISTRY (PURE - OUTRO BY ABBIE GAMBOA)

0:10

But time could not hold Him.

On the third day, the rhythm of eternity beat once more.

The hands of the great clock, once stolen, now moved freely again, no longer bound by the Tempters grip.

Where time had once been a prison, it now became a gateway to eternity.

No longer would the people be bound by the weight of time, racing against its endless ticking.

Now, they could step into a time without end, where the seconds would never run out, where the clock would never count then down again.

1:45

Now, the Clockmaker offers this gift to all.

He holds out a new clock not bound by hours or days but set to eternity.

It is a choice.

Will you remain in the broken rhythm of time, or will you step into the endless song of eternity?

2:14

The Timekeeper stands before you now, hands open, offering the greatest gift.

Will you trust Him with your time?

Will you let Him reset your broken moments and lead you into the life He created for you?

The Clockmaker is here, holding all time in His hands,

waiting for you to step into eternity.

Come, lay your burdens down.


Our cast is coming down to the floor. We would love to hear your story.

And if you're ready to make that choice, to step into the Father's time, we would love to pray with you.

Everyone is welcome here.

God is present.

If you were waiting for the perfect time, this is it.



Look 1

P R E S E T



Onstage: ladder, white fabric, male, and female.
Offstage R: 2 stage cubes, laundry bag with broken clocks, enemy with red arrow, cast.
Offstage L: 2 stage cubes, clockmaker with master clock, cast.

Look 2

THE CLOCKMAKER
PRESENTS THE MASTER CLOCK



Look 3

THE MASTER CLOCK IS SET



Look 4

THE CLOCKMAKER
PRESENTS TINY CLOCKS



Look 5

THE CLOCKMAKER SETS THE BOUNDARY



Look 6

JOY DIVINE



3:29

Look 7

MARCHING



3:41

Look 8

IT WAS GOOD



Look 9

THE FAMILY GROWS



Look 10

SHARING



Look 11

MOVING FORWARD



Look 12

SHARING THE CLOCK



Look 13

ROTATING



Look 14

RUNNING IN CIRCLES



Look 15

BUILDING



Look 16

MORE JOY DIVINE



Look 17

LEAP OF FAITH



Look 18

REST



6:46

Look 19

THE TEMPTERS. HIDES THE CLOCK.
DISPLAYS THE RED ARROW.



Scene 3

6:55

Look 20

A FRIEND EXCHANGES THEIR SMALL CLOCK



Look 21

THE FRIENDS ARE TRICKED



Look 22

THE EXCHANGE CONTINUES



Look 23

PAIN BEGINS



Look 24

FROZEN IN PAIN



Look 25

LAZINESS



Look 26

RUSHING



Look 27

ANXIETY



Look 28

OUT OF CONTROL



Look 29

THE TEMPTER REVELS




Look 30

PUNISHED



Look 31

HIDING




Look 32

PUSHED



Look 33

SCATTERED



Look 34

STUCK



Look 35

HEAVY



Look 36

THE TIMEKEEPER MOURNS



Look 37

THE TIMEKEEPER



Look 38

REPAIR WORK



Look 39

REPAIRS CONTINUE



Look 40

SIGHT RESTORED



Look 41

RESTORE



Look 42

BREATHING AGAIN



15:13

Look 43

GIVE THANKS



15:38

Look 44

TIME RESTORED



Look 45

TEMPTATION AT THE LAST SUPPER



Look 46

THE FRIENDS FORGET



Look 47

BETRAYED



Look 48

BOUND



Look 49

HURT



Look 50

WEIGHT OF THE CROSS



Look 51

THE TIMEKEEPER SUFFERS



Look 52

WEIGHT OF THE WORLD



Look 53

CRUCIFY



Look 54

COLLAPSE



Look 55

NAILED TO THE CROSS



Look 56

HIDDEN



Look 57

HOPE RENEWED



Look 58

BOUNDLESS



Look 59

PERFECTLY RESTORED



Look 60

FAMILY REPAIRED



Look 61

THE GIFT OFFERED AGAIN



Look 62

TIME RETURNED



Look 63

THE CHOICE



Look 64

FINAL LOOK



SECTION 2



*rehearsal
resources*

PASTORING YOUR CAST

by Katie Luse

Below are a few practical tips on mentoring your cast.

1 Allow people time to get comfortable

I recommend placing a few scenes before you try to mine your cast emotionally and spiritually for connection with the story. A few hours of rehearsal will enable them to become comfortable with you, one another, and the stage or rehearsal space. After you make some technical progress, you can sit them down and begin asking questions about how they connect with the story.

2 Set the vulnerability bar yourself

Transparency in groups generally comes through one courageous person who is willing to be vulnerable. After this vulnerability bar is set, it is much easier for the rest of the group to enter into trust with one another. I recommend that you, as the leader, consider being that person and share honestly with your group about your life, your story, and how it connects to the story you are telling in this piece.

3 Find *Holy Spirit* moments

As you are teaching, you will find that there are certain moments in the piece that are primed for processing matters of the heart. This can include anything from a decision point on stage, to a response from Father God, a gesture of Jesus, a picture that sits with a weight of meaning, etc. When you recognize a moment of potential depth, stop the rehearsal. Ask people what they sense, feel, or see about this moment.

4 Ask questions

Questions will help draw out what is inside of your cast. Here are some helpful questions you can use in rehearsal and as homework for your cast between rehearsals. Make the questions specific to moments in the piece.

1. What is one moment in this piece that is personal to you?
2. What do you think is significant about this moment?
3. Is this moment real for you? Do you know it in experience?
4. What do you need to let go of?
5. What does this gesture mean to you?
6. How do you think Jesus feels in this moment?
7. What motivates people to run from God?
8. What motivates people to run toward God?

5 Prayer

Spend time praying together as a group.

NOTES ON CASTING

prayerfully

Prayerfully cast each role in this piece. People can be cast a role that God will use to challenge them and work in them during a season of their life.
A role can become personal in this ministry.

double cast

It can be helpful to double cast a role, especially that of the enemy. This will give a cast member the opportunity to play a redemptive role for certain performances rather than repeatedly playing a dark character.

INTERCESSORY PRAYER

by Katie Luse

Notes on the role of prayer in the Jesus Theatre Ministry

We believe that the effectiveness of Jesus Theatre is connected to the anointing of the Holy Spirit to draw people to Jesus. Prayer has a vital role in preparing the hearts of the cast, the audience, and the environment in which the ministry will take place. We recommend praying and worshipping together as a cast prior to each performance.

It is also important that the cast members maintain personal integrity before God and one another. An environment of open sharing regarding personal needs and spiritual growth will prove helpful in stewarding the cast to become noble vessels for God's use in this ministry.

Below are biblical prayers that can be used to strengthen the prayer culture of your group. These have proved fruitful when prayed in earnest by those who are hungry for God to move in a greater way. Consider choosing one or two to focus on as a cast, or write your own prayer that can be shared with your group.

The Holy Spirit loves to promote Jesus. He is excited about your heart for this ministry. He will back you up as long as you keep your focus on Him. One of the best ways to do this is to prioritize time for worship and prayer. Be assured that when this was written, you were also prayed for!

Enjoy the Presence of God as you share in this ministry. You can personally get filled up by taking time to experience God before, during, and after a Jesus Theatre performance. Remember, God cares for the laborers too. He is present for you.

Learn to love and make time for connecting with the Living God as you share His story! Make room for prayer in your Jesus Theatre Ministry. It will make a difference for you, your cast, and your audience.

Biblical Prayers

Ephesians 1:17-19

“That the Father of glory, may give to you the spirit of wisdom and revelation in the knowledge of Him, the eyes of your understanding being enlightened; that you may know [experience] what is the hope of His calling [assurance/ clarity of God’s call for our life], what are the riches of the glory of His inheritance in the saints [our destiny as Jesus’ inheritance], and what is the exceeding greatness of His power toward us who believe, according to the working of His mighty power.”

Ephesians 3:16-19

“That He would grant you, according to the riches of His glory, to be strengthened with might through His Spirit in the inner man, that Christ may dwell [manifest His presence] in your hearts through faith; that you, being rooted and grounded in love, may be able to comprehend [experience] with all the saints what is the width and length and depth and height—to know the love of Christ which passes knowledge; that you may be filled with all the fullness of God.”

Philippians 1:9-11

“That your love may abound still more and more in knowledge [of God] and all discernment, that you may approve [rejoice in] the things that are excellent, that you may be sincere [no compromise] and without offense till the day of Christ, being filled with the fruits of righteousness.”

Colossians 1:9-11

“That you may be filled with the knowledge of His will in all wisdom and spiritual understanding; that you may have a walk worthy of the Lord, fully pleasing Him, being fruitful in every good work and increasing in the knowledge of God; strengthened with all might, according to His glorious power, for all patience and long suffering with joy.”

Romans 15:5-6, 13

“May the God of patience and comfort grant you to be like-minded toward one another... That you may with one mind and one mouth glorify the...Father... May the God of hope fill you with all joy and peace in believing, that you may abound in hope by the power of the Holy Spirit.”

1 Corinthians 1:5-8

“That you were enriched in everything by Him in all utterance and all knowledge, even as the testimony of Christ was confirmed in you [by miracles], so that you come short in no gift, eagerly waiting for the revelation of...Jesus Christ, who will also confirm you to the end, that you may be blameless in the day of our Lord Jesus Christ.”

1 Thessalonians 3:10-13

“Praying exceedingly that... [God will release His Spirit and grace to] perfect what is lacking in your faith... And may the Lord make you increase and abound in love to one another and to all... That He may establish your hearts blameless in holiness before our God and Father.”

2 Thessalonians 1:11-12

We pray always for you that God would count you worthy of [preparing us for] this calling, and fulfill all the good pleasure of His goodness [plans for us] and the work of faith with power, that the name of...Jesus may be glorified in you, and you in Him, according to the grace of our God.

2 Thessalonians 3:1-5

Pray for us, that the word of the Lord may run swiftly [rapidly increase its influence] and be glorified, just as it is with you... The Lord is faithful, who will establish you and guard you from the evil one... May the Lord direct your hearts into the love of God and into the patience [perseverance or endurance] of Christ.

Acts 4:29-31

Lord... grant to Your servants that with all boldness they may speak Your word, by stretching out Your hand to heal, and that signs and wonders may be done through the name of Your holy Servant Jesus. And when they had prayed, the place where they were assembled together was shaken; and they were all filled with the Holy Spirit, and they spoke the word of God with boldness.

Luke 24:49-50

Behold, I send the Promise of My Father upon you; but tarry in the city of Jerusalem until you are endued with power from on high...He lifted up His hands and blessed them...”

Acts 2:17-21

In the last days, says God, that I will pour out of My Spirit on all flesh; your sons and your daughters shall prophesy, Your young men shall see visions, your old men shall dream dreams. On My menservants and on My maidservants, I will pour out My Spirit in those days; and they shall prophesy. I will show wonders in heaven above and signs in the earth beneath: blood, fire and vapor of smoke. The sun shall be turned into darkness, and the moon into blood, BEFORE the coming of the great and awesome day of the Lord. Whoever calls on the name of the LORD shall be saved.

east DEVOTIONS



DEVOTIONS 1

Read Ecclesiastes 3:1-11

KEY VERSE



“Yet God has made everything beautiful for its own time. He has planted eternity in the human heart, but even so, people cannot see the whole scope of God’s work from beginning to end.”

Ecclesiastes 3:11, NLT

REFLECTION QUESTIONS

- 1 Which one of these seasons have you experienced?
- 2 Which ones have you not experienced?
- 3 How have you experienced God throughout the different seasons of your life?
- 4 What are ways we can put our trust in God’s time?



prayer

Father, thank you for creating everything beautiful for its own time. You are the master creator, and we worship you for your perfect plan. Help us understand the full scope of your will in our lives and honor you through our works.

In Jesus’ name, Amen.

DEVOTIONS 2

Read 2 Peter 3:3-9

KEY VERSE



“But you must not forget this one thing, dear friends: A day is like a thousand years to the Lord, and a thousand years is like a day. The Lord isn’t really being slow about his promise, as some people think. No, he is being patient for your sake. He does not want anyone to be destroyed, but wants everyone to repent.”

2 Peter 3:8-9, NLT

REFLECTION QUESTIONS

- 1 Have you ever felt like God has not answered a prayer, or maybe not in the timeline you would’ve preferred?
- 2 How did it play out? What are the highs and lows you can take from this process?
- 3 How can you encourage someone in the season of waiting?

prayer

Lord, even when we don’t see it, give us the faith to know that you are working. Help us trust in your sovereign plan and give in to your will.
In Jesus’ name, Amen.

DEVOTIONS 3

Read 2 Corinthians 6:1-2

KEY VERSE

“For God says, “A just the right time, I heard you. On the day of salvation, I helped you.” Indeed, the “right time” is now. Today is the day of salvation.”

2 Corinthians 6:2, NLT



REFLECTION QUESTIONS

*Think back on a time when Jesus came through for you “at just the right time.”
Share with the group answering the following the questions:*

How did Jesus show up for you? **1**

What did he deliver you from? **2**

How did it feel when you encountered Jesus? **3**

prayer

God, we admit that sometimes we have a hard time being patient. Help us with our weakness and lack of faith when we get desperate during our seasons of waiting. We trust that your timing is perfect, and that you have planned everything for the good of those who love you. May we also encourage others to have faith in you in whatever season they may be in their lives.

In your name we pray, Amen.

DIRECTOR'S CHECKLIST

by Annabel Do Santos

This should get you started as you put together components before and after Jesus Theatre. If you manage these items yourself, or you delegate to another staff member, be intentional with all the preparations needed so the message of Jesus Theatre can take root in the hearts of its audience. Be sure to include the Program Director and/or Christian Ed. Director as you work through the checklist to ensure all the components work together.

<p>✓ Seating Plan</p> <p>Will you have a different seating arrangement than usual? Who will reset the room?</p>	<p>✓ Transition/Altar Call</p> <p>Who will lead the altar call? You may want to meet with them and provide Altar Call Training. Assemble a Jesus Theatre prayer team on p. 64</p>
<p>✓ Lighting</p> <p>Will you utilize any special lighting? Who will run this?</p>	<p>✓ Closing Celebration</p> <p>Who will lead a celebration song to close? The program should finish with a positive and celebratory atmosphere so that children understand that these moments are a cause for celebration and joy.</p>
<p>✓ Sound</p> <p>Who will set up and manage the microphones and song tracks?</p>	<p>✓ Cabin Devotions</p> <p>The evening after Jesus Theatre should focus on reflecting what they experienced during and after the presentation. You can find Cabin Devotions on p. 68. Here are some other reflection questions to foster open conversation and external processing:</p> <ol style="list-style-type: none"> 1 Where did you see yourself in this piece? 2 Did you feel something? Talk about it. (Allow space for campers to share what they experienced. Support any questions with a spirit of encouragement, always guiding their minds back to the truth of Jesus' love and sacrifice for them.) 3 Do you want to pray about it?
<p>✓ Jesus Theatre Prayer Team</p> <p>Review Altar Call Training on p. 63</p>	
<p>✓ Introduction</p> <p>Who will introduce Jesus Theatre?</p> <ol style="list-style-type: none"> 1 Preparing kids for what is coming allows them to have a full understanding and a more informed response afterwards. 2 Briefly introduce some of the props to look out for and a loose telling of the gospel message so they can look out for it as they watch. 3 Refer to <i>Overview of the Piece</i> as you consider how to present the introduction. 4 Remember to stay out of the way. Jesus Theatre portrays the message and the purpose is the response. 	<p>✓ Follow-Up</p> <p>How will Jesus Theatre factor into the next gathering opportunity? A simple yet joyful reminder will encourage campers to reflect on their experience with fresh eyes after a good night's sleep (if it was the evening program), or after a full day of activity (if it was a morning program.)</p>

SECTION 3

*discipleship
resources*

ALTAR CALL TRAINING

by Katie Luse

Steps to an effective Altar Call after Jesus Theatre

1 Understanding the message and imagery of the piece

Imagery Recap:

Clockmaker: God, The Creator.

Master Clock: Perfect rhythm of God's creation, God's perfect plan.

Golden pocket watches: Eternity and will of God set in our hearts.

The Tempter: The enemy, the thief of time.

Broken clocks: The illusion that the enemy gives us, humans, to take control of our own time.
Corrupted time.

The Timekeeper: Jesus, The Redeemer.

2 Translating that message into a personal invitation

3 Partnering with the Holy Spirit

Choosing the right person

Consider choosing someone for this role who is gifted in partnering with the Holy Spirit to communicate well and introduce people to Jesus. It also helps if this person is well acquainted with the Jesus Theatre piece and carries authority as a spiritual leader.

Giving the Altar Call

During the last scene of the piece, start praying for wisdom and insight on what God is doing during this presentation, and how to partner with Him. At the close of the piece, move to the microphone and begin the invitation.

- 1 Share that this moment is an invitation for people to give their lives to Jesus, just like the closing scene.

- 2 Recap the story briefly using the imagery from the piece that the children have just seen. Link the story to a personal application for their lives explaining what the symbolism of the piece means.
 - 3 Invite those who want to receive Jesus as Lord of their life to stand up and come forward.
-

Prayer Time

Use your cast other spiritual leaders on camp as the prayer ministry team (*See “Jesus Theater Prayer Team” below.*)

- 1 Once the children have come forward and have settled in, begin a “repeat after me” salvation prayer with everyone who has responded to the altar call.

Salvation Prayer (example)

Dear Jesus, I believe that You are the Son of God. I believe that You died on the cross for my sins. I am a sinner, and I ask for Your forgiveness. I want You to be the leader of my life and my best friend. I invite You to come into my heart right now and become Lord of my life. Jesus, I choose to give my life to You today. Help me to always live my life for You. Amen.

- 2 Invite the ministry team members to pray over the children near them.
Prayer Ministry team members should ask children if they can pray for them. Then, bless and agree with what God is doing in the children’s lives for salvation, and offer to pray for them for the baptism of the Holy Spirit.
 - 3 Encourage everyone to return to their seats or linger in what God is doing. Dismiss the audience or hand the meeting over to a staff member who can direct them to their next activity.
-

Suggestions for Logistics

- 1 Develop a Jesus Theatre Prayer Team equipped to pray for kids at the Altar as well as intercede during the piece.
- 2 Assign four to six people to help direct traffic at the Altar ahead of time. They can send a few kids to each ministry team member.

Suggestions for Altar Call Process

Flowing with the Holy Spirit

- 1 Learn to pause and wait during the invitation as you feel led. Holy Spirit is breath. You can learn to breathe with Him by allowing those in your care to enter into the divine moments that are presented.
- 2 Feel free to extend multiple invitations if you feel that God is still working in the room among the audience.
- 3 Don't try to do the Holy Spirit's job. Manipulation or control of any kind are not necessary and can be harmful.
- 4 Keep the people in the room engaged by encouraging them to pray or be quiet to respect what God is doing.
- 5 For the "repeat after me" prayer, tell the children you are going to lead them in a prayer to surrender their lives to Jesus. But that salvation is not in the words of the prayer, rather it's the position of their hearts before God.



Altar Call Activities

To create a more memorable moment of accepting the Lord as their savior, have a physical action or visual representation of this new commitment to the Lord. The activity can help camp staff identify kids from their groups to keep in prayer. This will vary from camp to camp, but here are some ideas for altar call activities:

COMMITMENT MURAL

Prepare a mural with foam board in a stationary location of your meeting space. Ask the children to write their names on a piece of paper or a small prop that resembles the theme. Then, ask the children to stick their names on the mural. Watch the mural grow as more commitments to Christ are made throughout the summer!

Be encouraged to celebrate
with the youth!

PRAYER CIRCLES

Divide camp staff, Jesus Theatre Prayer Team, and/or Jesus Theatre Cast throughout the room during the altar call. Instruct children to join the group with the staff member closest to them, or by cabin for prayer with an adult leader. Let the Holy Spirit lead as you interact in prayer with the children.

IMMERSIVE THEATRE

As children enter the space, present an accessory that resembles the main prop of the Jesus Theatre production. Before the performance, instruct them to hold on to the prop as they watch the piece. During the invitation of the altar call, invite campers to give away or pin the accessory as a symbol of surrendering their lives to Jesus Christ. Relinquishing their accessory could also be a reminder of their commitment after Jesus Theatre.

STATISTICS

Assign a counter to gather the following statistics:

Audience Number: _____

Commitments to Christ: _____

CABIN DEVOTIONS

Leading up to Jesus Theatre

what we are about to experience

Before the children see the Jesus Theatre piece, it might be helpful for them to have an idea of what they'll see and experience in the performance. Below are some ways to share the concept of Jesus Theatre so campers can feel prepared to receive its beautiful message. There are also some mindful tips to share with the children to ensure everyone has an enjoyable and uninterrupted viewing experience.

Review

Jesus Resurrected Lazarus

John 11:17-44

Focus Verse

John 11:21-23

"Lord," Martha said to Jesus, "if you had been here, my brother would not have died. But I know that even now God will give you whatever you ask." Jesus said to her, "Your brother will rise again."

Reflection Questions

- 1 What can you tell me about Jesus?
- 2 What are some other miracles he did?
- 3 Think back to a time where you felt hopeless about something, but it all worked out.
- 4 Where do you find hope?
- 5 What are some ways we can find hope in Jesus during our day-to-day life?

Repeat-after-me Prayer

Dear Jesus, we are sorry for the times we lost hope and became angry or sad.
Thank you for your love, power, and strength. Please, help us to find our hope in you.
In Jesus' name. Amen.

Before Jesus Theatre

Gay

“We’re about to see a theatre production! But to become good audience members, we’ll need to learn some proper theatre etiquette before the performance can begin. Here are some rules to follow and some things you should know.

- 1 No talking during the show. It will distract your neighbors and you might miss the best part.
- 2 Stay in your seats through the entire performance. If you need to use the restroom, let your counselor know before the show begins.
- 3 Listen and watch closely.
- 4 You might see some friendly faces on the stage, but they are just actors playing a character. They are not really God or the enemy.
- 5 You will hear many songs, and some you’ll recognize! We know you love the tunes, but please don’t clap when the songs begins to play, in between songs, or when a song concludes.

5 Pay attention to the actors – they will invite you to participate at a certain point in the show.

6 **(Spoiler Alert)** Like Jesus taught very important lessons through parables, the show will teach a very important message through the following props and characters:

Clockmaker: God, The Creator .

Master Clock: Perfect rhythm of God's creation. God's perfect plan.

Golden pocket watches: Eternity and will of God set in our hearts.

The Tempter: The enemy, the thief of time.

Broken clocks: the illusion that the enemy gives us, humans, to take control of our own time. Corrupted time.

The Timekeeper: Jesus, The Redeemer.

After Jesus Theatre

what we have experienced

When meeting with campers after watching Jesus Theatre, you can ask some of these reflection questions during cabin devotions to help them process what they have just experienced.

Review Show Outline

Part 1: Creation

1 The Clockmaker's Creation: God sets the great big clock, perfect rhythm.

2 Paradise: Creation is following the perfect rhythm of the Clockmaker.

Part 2: The Fall

- 3 The Tempter: Comes in and steals the golden clocks. Convinces people that they can be in control.
- 4 Destruction: Big and broken clocks are heavy. People are slaves of their own time.

Part 3: The Redemption

- 5 The Timekeeper Arrives: Jesus arrives to restore the clocks
- 6 Jesus' Ministry: Jesus heals. The miracle of the healing of the lame, the blind, and the resurrection of Lazarus.
- 7 Crucifixion: The greatest sacrifice.

Part 4: New Creation

- 8 Resurrection and Invitation: Salvation is here!

Reflection Questions

- 1 What moment or part of the show stuck out to you the most?
- 2 How did that make you feel?
- 3 Did this relate to your life?
- 4 Whose story did you connect with the most?
- 5 Do you understand what Jesus did for you at the cross?
- 6 What's one thing you would like to trust Jesus with?

Prayer

Dear God, please forgive us for all the sin in our lives. Thank you for sending your son, Jesus, to save us and give us hope. We know that you are always with us and you take care of us, even when we can't see it.

Please help us to follow you and live for you.

In Jesus' name. Amen.



USA Eastern Territory
Commissioners Ralph E. & Susan L. Bukiewicz
Territorial Leaders