

JUNE 2024

VOL. 4

EVERGREEN SPROUTS

AM



THE SALVATION ARMY USA EAST ARTS MINISTRIES BUREAU

STORYTELLERS

THE STORY OF JOJO & THEIR FAMILY

OVERVIEW

THE “STORYTELLERS” SERIES

This series invites our smallest school-aged creatives into the beautifully illustrated world of parables. Little Sprouts will discover valuable truths from Jesus’ allegorical teachings and place themselves directly in the story, acting out the characters through basic movement and tableaux. Sprouts will dig into Jesus’ moral truths through discussion, reflection, prayer, and empathy development.

AGE

5-6 years old
(K-1st grade)

TIME

30 min - 1 hr

PARTICIPANTS

Minimum of 5

SUPPLIES

1. Crayons and/or markers
2. Paper

Evergreen Volume 04
STORYTELLERS

Editor in Chief
Kathryn Higgins

Graphic Designer
Resa Berry

Writers
Kathryn Higgins, Resa Berry

Editor
Geoff Cox

Published and Distributed by
The Salvation Army USA Eastern Territory
Arts Ministries Bureau

The Arts Ministries Bureau

The Salvation Army
Eastern Territorial Headquarters
440 West Nyack Road
West Nyack, NY 10994

arts.saconnects.org

useartsministriesdirector@use.salvationarmy.org



THE STORY OF JOJO & THEIR FAMILY - CLASS 1

Genesis 37-45

3 classes

5+ participants

There are different reflection and discussion questions over 3 classes to keep your Sprouts engaged. The movement skill, across the floor exercise, and story time remain the same for all 3 classes.

This will give your Sprouts enough time to understand the story, and memorize the verse and staging.

CHECK-IN

DO

Sit in a circle with your Sprouts and place blank paper and crayons/markers in the center.

SAY

Today, we're talking about family and how God created beautiful families of every size and color! Family members are the people who help take care of you day after day. Everybody's family looks different, and that's what makes all of us so special, so we're going to spend some time thinking about our families celebrating all the ways we're different!

SAY

Let's go around the circle and share something about your family!
Ex. Ages of sibling(s), caregivers' names, number of grandparents.

TIP: Encourage positive responses after every Sprout shares.
Ex. "Wow, it's amazing to have so many people who care about you!"

SAY

I loved hearing about your families. Thank you so much for sharing! Let's now take some time to draw our families. You can draw as many members of your family as you want, and feel free to add as much color, style, and detail as you'd like!

DO

Give Sprouts a moment to draw what their families look like on their paper.

SAY

Let's look at our drawings and think about what makes each family member so special. Each of our family members are a special gift from God.

DO

*Give Sprouts a moment to think, then go around the circle and pair each Sprout in groups of **two**.*

SAY

Let's show our beautiful work to our friends! Decide who will be #1 to go first and share. Talk about your family and what you like about the drawing you made.

DO

Give Sprouts a moment to discuss.

SAY

Great! Now, tell #1 something you liked about their drawing and ask them a question about their family.
(Ex. "What is your sister's name?")

DO

Give Sprouts a moment to discuss.

SAY

Great job sharing! Now, we're going to switch roles and give #2 a turn to share their drawing.

DO

Give Sprouts a moment to switch and discuss.

SAY

Very good! Now, let's tell #2 something we liked about their drawing, and then ask them a question about their family.

DO

Give Sprouts a moment to discuss.

SAY

Wonderful job, everyone! I loved hearing the thoughtful questions you asked and all of the lovely compliments you shared with one another. We've all learned that our families are different from one another, but that's also what makes them so incredible in their own way!

DO

Instruct your Sprouts to put their drawings in their bags, or place them somewhere safe in the room so they can find them at the end of class. Then, tell them it's time to transition to the Memory Verse.

MEMORY VERSE

Repeat 3 times with the motions below.

"Always give thanks to God the Father for everything."

Ephesians 5:20 ERV



Always

give thanks

to God the Father

for everything!

MOVEMENT SKILL: PENCIL JUMP

Sprouts should be standing facing the leader.

1. PREP



1. Glue the inside of your ankles and knees together. Bend at the knees.

2. JUMP



2. Jump straight into the air like a pencil. Squeeze legs together, pointing toes downward.

3. LAND



3. Land just as you started, with bent legs glued together.

DO

Practice pencil jumps all together, then one at a time.


TIP: *Pencil jumps stay in place. They do not travel.*

VARIATION: ARMS

Once your Sprouts are comfortable, instruct them to perform the movement skill with different arms at the top of the jump, always coming back to a neutral position on the prep and landing.



1. Arms up in a V



2. Hands on hips



3. Spirit Fingers




4. Arms out to the sides

VARIATION: LEGS

Once your Sprouts are comfortable, instruct them to perform the movement skill with different legs at the top of the jump, always coming back to the prep and landing position as depicted.



1. Tuck both feet to bum.




2. Tuck one foot to bum, keeping the other pointed down. Then, perform the skill on the opposite leg.




3. Legs open like an upside -own V.

VARIATION: ARMS & LEGS

Once your Sprouts are comfortable, instruct them to perform the movement skill with different arms and legs at the top of the jump.



1. Arms out to the sides. Raise one leg in front of your body, bending the knee, and keep your toes pointed. Then, perform the skill on the opposite leg.



2. Star jump with legs open like an upside-down V and arms up in a V. Spirit fingers should be spread apart.



3. Tuck both feet to bum with arms up in a V. Fingers should be together.

ACROSS THE FLOOR

Once your Sprouts are comfortable, instruct them to perform a combo traveling across the floor.

***Repeat the following out loud and demonstrate to the class.
Instruct your Sprouts to follow along as you repeat and demonstrate again:***

- 1** Step right
slow
- 2** Step left
slow
- 3** Step right, ankles together, knees bent
quick
- &** Pencil jump
quick
- 4** Land feet together
quick

Repeat

ACROSS THE FLOOR: PAIRS

Once your Sprouts are comfortable, instruct them to perform the combo in pairs, jumping and landing at the same time while counting out loud.

Ex. "(1) One, (2) Two, (3) Together, (&) Jump, (4) Land."

CIRCLE DISCUSSION

DO

Sit in a circle with your Sprouts.

ASK

1. Have you ever wanted something, but you didn't get it?
2. Was it given to someone else?
3. How did that make you feel?

EXPLAIN

Those feelings are called jealousy.

ASK

1. Has anyone ever been so jealous they acted in a not-so-friendly way towards another person? Did you do or say something that was hurtful?

EX: Maybe someone was swinging on your favorite swing when you wanted a turn. Instead of waiting patiently, you became angry and pushed them off.

2. How do you think they felt when you acted that way?

EXPLAIN

It's important to remember that feelings of jealousy are normal. God has blessed us with many emotions that make us special. But how we act on our emotions is most important, because jealousy has a way of making people act unkind. We should always remember that people have feelings and stories too.

Instead of feeling jealous, I could choose to be kind to this person and do something nice for them. Instead of pushing them off the swing, I could share my swing and watch how happy it makes them. When I've waited patiently enough, I can kindly ask to have a turn. Does anyone have any examples of kindness they can think of?

STORY TIME

Leader reads the script while Sprouts act out the story. Take your time teaching the actions, repeating and reviewing as your Sprouts need. The goal is to perform this piece in its entirety.

This would be a great presentation piece for parents during a Sunday Meeting!

CAST LIST

Before you get started, select **four** Sprouts to play the following roles, listed in order of the amount the character is featured:

JoJo (JJ)

A strong performer, preferably the shortest

Parent (P)

The tallest sprout (also plays a sibling)

King (K)

A smaller role (also plays a sibling)

Siblings

All sprouts (except JoJo)

STORY TIME

Play instrumental music in the background.

TIP

Stage Right = Actor's right
Stage Left = Actor's left

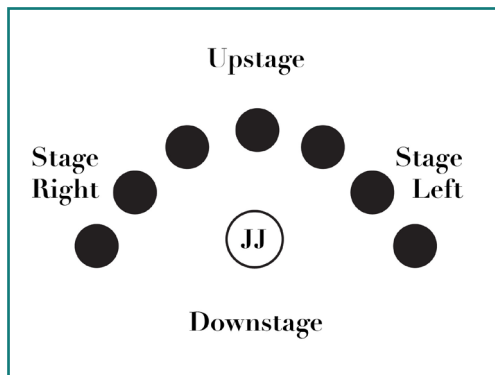
We've created some formations for you to follow!
The number of siblings you have in your cast may look different from our drawings, but that's okay!
Don't worry about the numbers; just aim for the overall shape.

LEADER PROMPTS

SPROUTS' ACTIONS

Leader positions JoJo on stage like so:

1




Sprouts' Opening Position

Sprouts sit in a semicircle, facing the audience.

JoJo sits in front of the line (*in the center of the circle*).

2


Jesus told this story...



Action: All jump up to a standing position, cupping a right hand over their right ear as if listening intently.

3

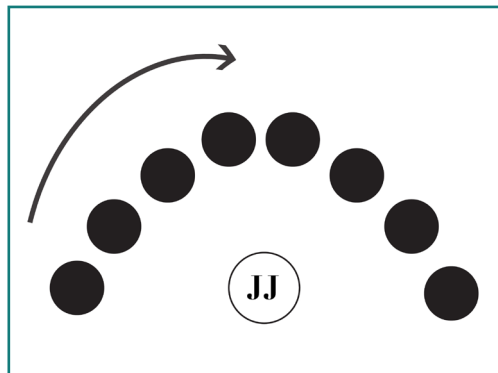
Once upon a time, there was a kid named JoJo.



Action: JoJo jumps up and waves to audience.

4

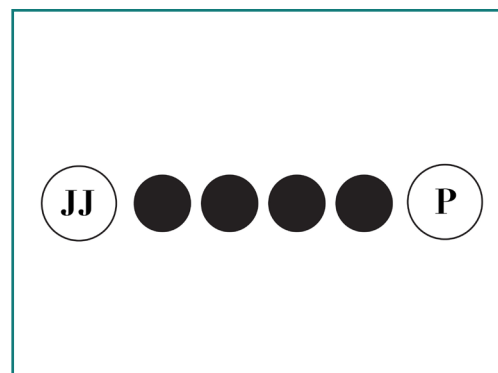
JoJo had A LOT of siblings.



Action: One at a time, from stage right to stage left, the siblings do a unique pencil jump up and strike a pose.

5


JoJo was the youngest.



Action: Sprouts reorganize themselves in order of height, with JoJo being the smallest. If they're not the smallest, have them crouch down for this moment.

6

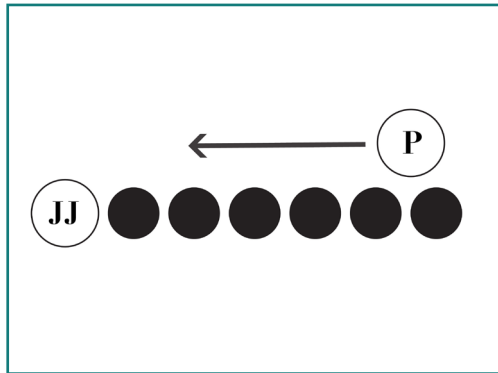
Their parent...



Action: Tallest Sprout does a pencil jump, then nods with their hands on their hips. Sprouts sit.

7

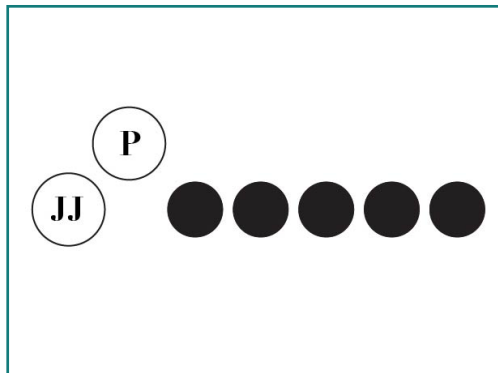
... was very proud of all their children.



Action: Parent walks behind row, greeting each Sprout as they pass with a pat on the head, a handshake, or other salutation.

8

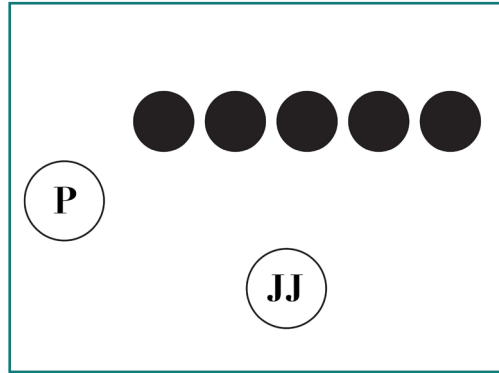
But they were especially proud of JoJo.



Action: JoJo stands and hugs Parent.

9

You see, JoJo had a special superpower!



Action: JoJo does a pencil jump, then runs downstage center. Parent stands stage right for a time.

10


JoJo had dreams that could tell the future.



Action: All siblings crowd around JoJo, doing *spirit fingers* around JoJo's head.

11

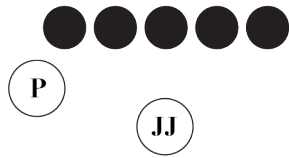
These visions were from God.



Action: All Sprouts (including JoJo) point up to the sky.

12

God gave JoJo this amazing gift.
And JoJo was so grateful. They
prayed and thanked God
all the time.



Action: JoJo kneels, scoops arms up and around, and enters into a prayer pose center stage. Siblings walk to the upstage wall facing upstage.

13


JoJo's siblings found
themselves getting a bit
jealous of JoJo's special gift.



Action: Siblings turn and strike a jealous or standoffish pose such as with hands on hips, arms crossed, or pointing angrily.

14

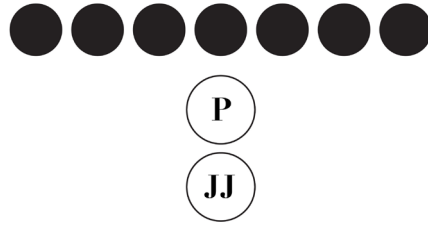
They didn't like that JoJo
had this special connection
with God.



Action: Siblings all put their hands on their hips and shake their heads disapprovingly.

15

One day, the Parent gave JoJo a special gift to show just how proud they were.



Action: While JoJo is still kneeling, the Parent turns to JoJo and places an imaginary cloak on them. Parent does *spirit fingers* over JoJo's shoulders.

16

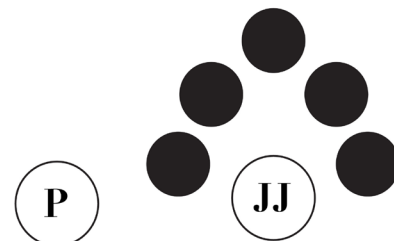
It was a beautiful coat with many colors!



Action: Siblings run forward to JoJo and do *spirit fingers* around their body, representing the coat.

17


The Parent thought it looked pretty great!



Action: Parent steps stage right and admires the coat and JoJo. The siblings continue to do *spirit fingers*.

18

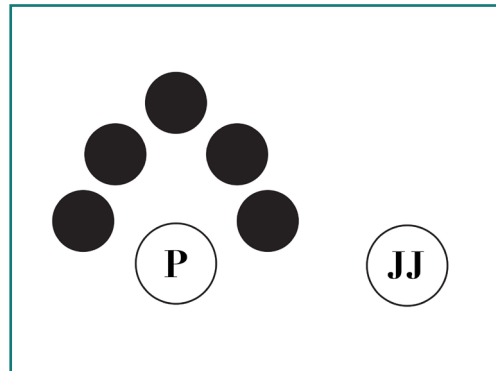
But this made JoJo's siblings even more jealous!



Action: Siblings do a pencil jump, then run to the Parent. JoJo kneels in a prayer pose.

19

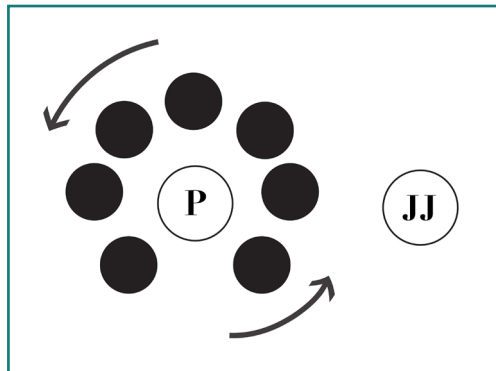
They wanted the attention JoJo was getting from their Parent.



Action: Siblings kneel or stand around the Parent stage right in pleading poses, trying to impress them.

20

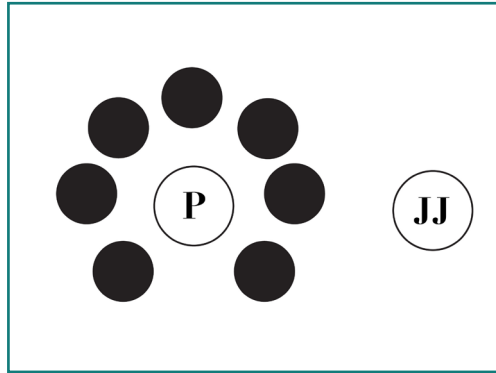
They **really** wanted to be seen by their Parent the way they saw JoJo. The siblings were so focused on their Parent's love for JoJo that they stopped focusing on themselves and their own special gifts.



Action: Siblings run around Parent in a circle. Parent keeps eyes on JoJo.

21

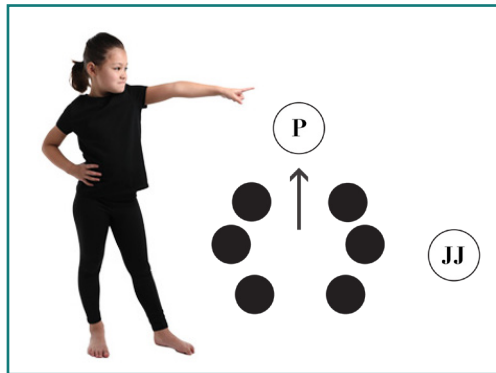
They got so tired of trying to pull attention...



Action: Siblings stop forming a circle around the Parent, exhausted and out of breath.

22

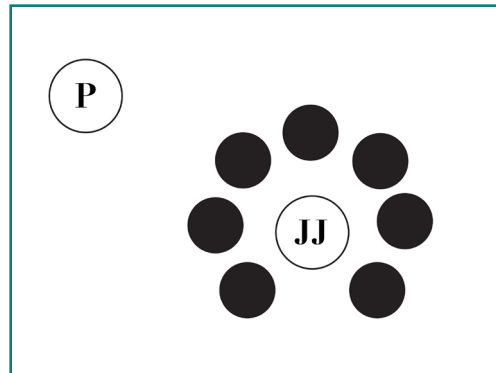
... They decided to get rid of JoJo altogether



Action: Siblings point at JoJo. Parent walks onstage.

23

The siblings took JoJo...



Action: Siblings surround JoJo in a circle, facing inward.

24

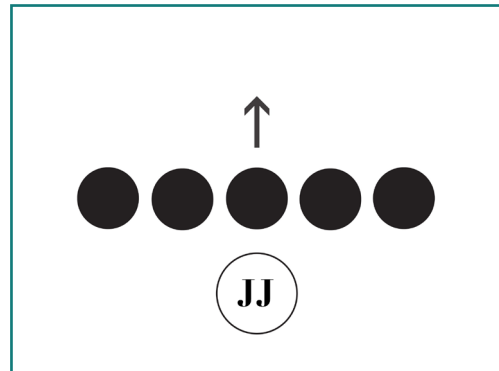
... And threw them into a pit!



Action: JoJo falls down in the center of the circle in the same motion as the Siblings throw their arms up.

25


JoJo was so sad about what their siblings did.



Action: Siblings run to upstage of JoJo, facing upstage, creating a wall effect. JoJo cries silently.

26

All JoJo could do was pray and listen to God for His help.



Action: JoJo *kneels* and scoops arms up and around into a prayer pose.

27

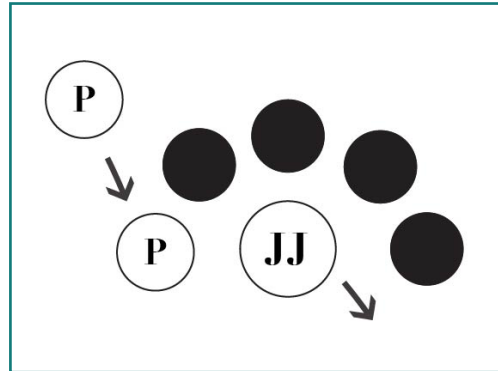
JoJo remembered to always give thanks to God the Father for everything.



Action: JoJo *stands* and scoops arms up and around into a prayer pose once again.

28

The siblings made sure JoJo wouldn't be around anymore, taking all of the attention.



Action: Parent now joins the cast as one of the Siblings. Siblings help JoJo up and escort them to the downstage left corner.

29

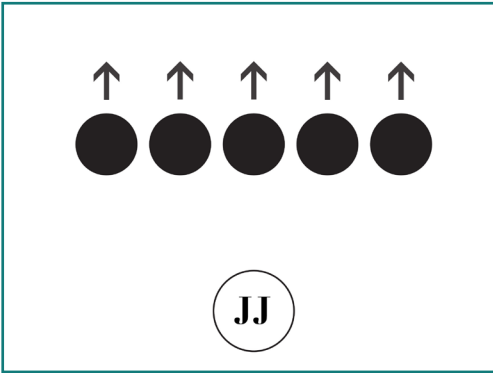
The siblings took JoJo's colorful coat and threw it away...



Action: Siblings do *spirit fingers* on JoJo to represent their coat, then scoop *spirit fingers* upwards and throw their hands stage left.

30

... And sent JoJo far away to work very hard for someone else.



Action: Siblings run away to the upstage wall, *spirit fingers* still reaching upwards.

31

JoJo was so sad, but knew to keep praying and trusting in God.



Action: JoJo scoops arms up and around into a prayer pose.

Siblings stand in a neutral position in a horizontal row upstage.

32

JoJo worked very hard.



Action: All Sprouts (including JoJo) start digging and walking around the stage.

33


They focused on developing their special connection with God...



Action: All continue digging, except for JoJo, who does *spirit fingers* around their own head.

34

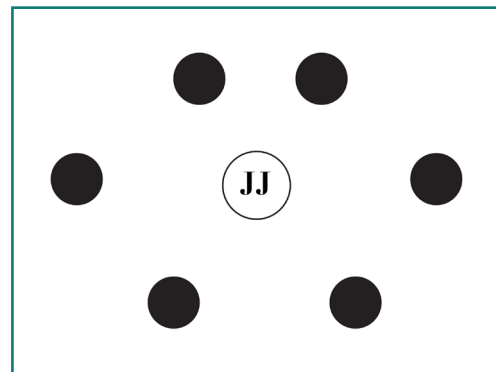
... and used it to help other people understand God.



Action: JoJo runs to the closest Sprout and points up to the sky with a pencil jump. The Sprout responds by repeating the same pencil jump, pointing up.

35

Soon the word got around about JoJo and their connection to God!



Action: Action repeats until all the Sprouts are doing the Across the Floor exercise from page 9.

(step, step, together, pencil jump, land.)

36

Because of this, JoJo was lifted up by everyone they worked with.

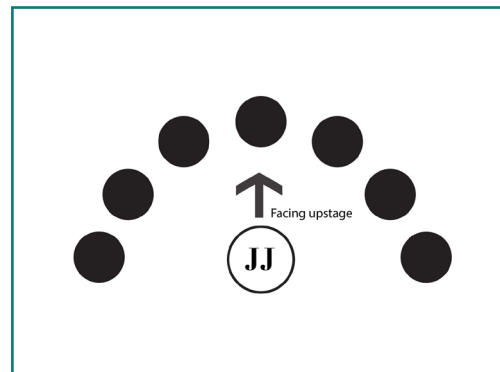


Action: The Across the Floor exercise repeats. As Sprouts pass JoJo, they greet them with a high five.

(step, step, together, pencil jump, land.)

37


JoJo became so respected...



Action: All Sprouts (*except JoJo*) go back to their semicircle position from page 11. JoJo kneels, facing upstage.

38

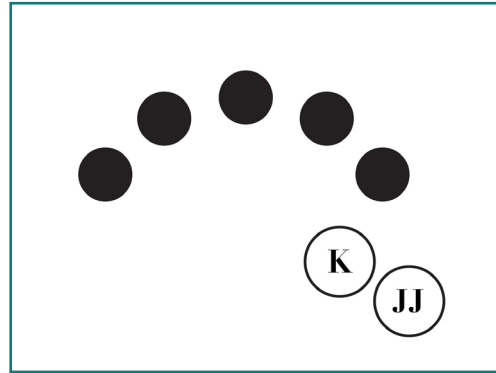
... That they ended up working as the King's helper!
That's pretty special!



Action: One of the Siblings now becomes the King and presents downstage, putting on an invisible crown.

39


The King listened to what God told JoJo.



Action: King shakes JoJo's hand, then the two of them go stage left and sit together.

40

Many years later, the Siblings came to ask the King for help.



Action: Siblings perform actions such as crawling, walking, begging towards the King and JoJo.

41


They really needed help.



Action: Siblings freeze in a begging position.

4 2


At first, the siblings didn't recognize JoJo.



Action: Siblings slightly lean in towards JoJo, squinting their eyes.

4 3

They were shocked when they realized who they were talking to!



Action: Siblings perform the pencil jump and gasp, then return to a begging pose right away.

4 4

JoJo could have sent them away without help.



Action: JoJo stands rigid with a stop hand up towards the siblings. Siblings react with slight adjustments to their frozen position.

45

JoJo could have told the King about their cruelty and asked the King to punish them.



Action: JoJo turns to the King and, with one hand, points angrily at the siblings. Siblings react with slight adjustment to their frozen position.

46

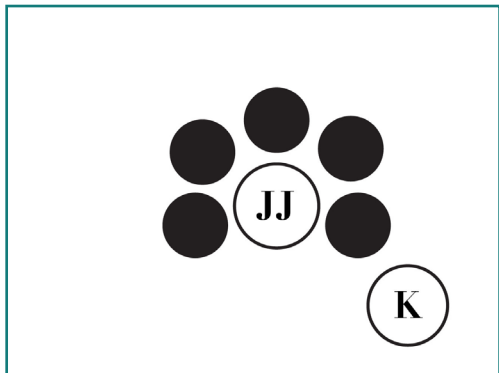
But JoJo didn't do any of that.



Action: JoJo turns to the siblings, standing neutral, with a gentle and inviting smile. Siblings react with slight adjustments to their frozen position, but now they are calmer.

47

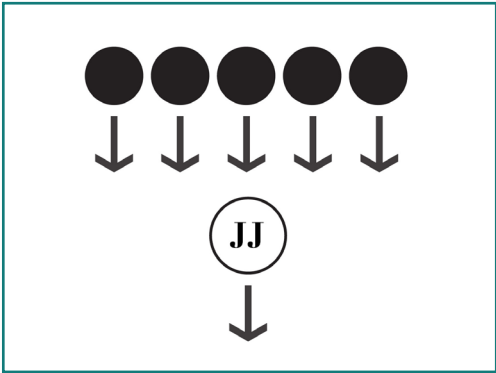
Instead, JoJo decided to forgive!



Action: JoJo runs to the siblings for a big group hug.

48

JoJo helped their siblings in as many ways as possible.



Action: The cast gets into this new formation, then JoJo performs the Across the Floor exercise towards the front. All of the siblings repeat it once together as one.

49

And everyone saw how God helped JoJo through it **all!**



Action: All Sprouts position themselves to create a horizontal line across the stage, then point upwards at the ceiling on the word, "All!"

50

Sprouts recite along with their leader:
Always give thanks to God the Father for everything!



Action: Perform Memory Verse motions.

REFLECTION

DO

Sit in a circle with your Sprouts.

ASK

Does anyone want to share ways families can show love and care?

Ex:

- *Forgiving one another*
- *Cleaning your room for you*
- *Playing with you*
- *Making you food*
- *Sharing with you*

EXPLAIN

Instead of focusing on what we're jealous of, we can focus on the things we are thankful for in our lives that make us feel happy and loved. That's called gratitude.

ASK

What are some things in your life that you are grateful for?

Ex:

- *Experiences you've had*
- *People in your life*
- *Something nice someone did for you*
- *Your home*
- *Food*
- *A warm bed*

COOL-DOWN STRETCH



1. Shift your balance to one leg and stand on one foot. At the same time, bend the knee of the opposite leg, folding it behind yourself. Your calf and the back of your thigh should touch. Grip the foot with your hand. Squeeze your thigh and make sure to have proper alignment - no feet out to the side of the hip! Have the group count to 10, then repeat on the other leg.



2. Sit up nice and tall, criss-cross applesauce (*cross-legged position*). Maintaining a flat back, reach up high with arms overhead. Leading with your chest, fold your upper body over your legs and touch the floor. Reach out in front of you as far as you can stretch. Hold in silence for 10 seconds, asking the Lord to speak to their hearts.

CLOSING PRAYER

Dear God, we are so grateful for families and for the people you place in our lives who love and care about us! Please help us to remember all of the wonderful people and things in our lives that bring us joy when we start to feel those yucky feelings of jealousy. Help us to have hearts that are always kind, open, and loving like JoJo. Amen.

CHECK-OUT

SAY

Great work today, Sprouts! Before you leave, make sure to grab your drawing from the beginning of class if you haven't already put it in your bag. Make sure to look at the drawing of your family before you go to bed to remind you of what you can be grateful for!

THE STORY OF JOJO & THEIR FAMILY - CLASS 2

Genesis 37-45

Class 2 contains different reflection and discussion questions to keep your Sprouts engaged, but the movement skill, across the floor exercise, and story time remain the same from the previous class. Please refer to pages 7-9 and 11-29.

This will give your Sprouts enough time to understand the story, and memorize the verse and staging.

CHECK-IN

DO

Sit in a circle with your Sprouts and place blank paper and crayons/markers in the center.

SAY

Last time, we talked about our families and celebrated all the ways they're different. Today, we're going to think about *ourselves* and celebrate what makes *us* special and different! Think about those things as if they're your superpowers!

SAY

Draw a picture of yourself. You can also write words that describe what makes you special.

Ex: Kind, plays piano, good at sharing, tall, funny, etc.

DO

*Give Sprouts a moment to draw. After they are done, go around the circle and pair each Sprout in groups of **two**.*

SAY

Now, tell your neighbor all about your drawing and your superpowers! Decide who will be #1 to go first and share all about your special superpowers.

DO

Give Sprouts a moment to discuss.

SAY

Great! Now, tell #1 something you liked about their drawing or about what makes them special.

Ex: "How long have you been playing piano?"

DO

Give Sprouts a moment to discuss.

SAY

Great job sharing! Now, we're going to switch roles and give #2 a turn to share their drawing.

DO

Give Sprouts a moment to discuss.

SAY

Very good! Now, let's give #2 a compliment about their drawing and then ask them a question about what makes them special.

DO

Give Sprouts a moment to discuss.

SAY

Does anyone want to share with the group what makes you special?

DO

Instruct your Sprouts to put their drawings in their bags, or place them somewhere safe in the room so they can find them at the end of class. Then, tell them it's time to transition to the Memory Verse.

MEMORY VERSE

Repeat 3 times with the motions below.

"Always give thanks to God the Father for everything."

Ephesians 5:20 ERV



Always

give thanks

to God the Father

for everything!

MOVEMENT SKILLS

DO

PENCIL JUMPS

(Page 6)

PENCIL JUMPS WITH ARMS

(Page 6)

PENCIL JUMPS WITH LEGS

(Page 7)

PENCIL JUMPS WITH ARMS & LEGS

(Page 7)

ACROSS THE FLOOR

(Page 8)

ACROSS THE FLOOR: PAIRS

(Page 8)

CIRCLE DISCUSSION

DO

Sit in a circle with your Sprouts.

ASK

Can anyone tell me something they worked really hard on in the past? Or something they are working on right now?

Ex:

- *Cartwheels*
- *Playing the cornet*
- *Reading*
- *Being a good listener at school, home, or Sunday school*
- *Patience with younger siblings*
- *Drawing the perfect picture*
- *Praying*

EXPLAIN

Those things you care about and try really hard at doing are your superpowers. They are what make you special!

ASK

Think about one person in your family. Can you tell me something that makes that person special? What's their superpower?

STORY TIME

DO

Review what you learned last time and continue the story with your Sprouts.

REFLECTION

DO

Sit in a circle with your Sprouts.

ASK

What do you think God would say if I asked Him what He thinks makes you special?

EXPLAIN

Sometimes situations or people can make us feel sad about ourselves, and we may forget about all the things that make us special.

ASK

When JoJo was sad and alone, what did they continue to do? What brought them comfort during those times?

EXPLAIN

We don't have to feel sad about ourselves or jealous of others. We can instead focus on the special gifts that God has given us and continue to use them and share them with others, just like JoJo did!

ASK

What's your one favorite superpower that God has given you?

COOL-DOWN STRETCH



1. Stand with your legs a little wider than your hips, point your toes forward, and reach up to the sky. Tuck your tummy into your spine and take deep breaths.



2. Exhale and reach down to your toes with a flat back. Slightly bend at the knee. If we only make it halfway with a flat back, stay there. That's great!



3. Reach both hands to one foot, aiming for a flat back. Keep your neck in line with your back and take several deep breaths in. Hold in silence for 10 seconds. Switch legs and hold in silence again for 10 seconds, asking the Lord to speak to their hearts.

TIP

Only stretch as far as what feels good for you! Every body is different, and that's awesome.

CLOSING PRAYER

Dear God, what an incredible Father you are for making each and every one of us so special and unique, yet you love us all the same! Please help us to remember, even on our saddest days, how much You love us and want the best for us. Amen.

CHECK-OUT



Great work today, Sprouts! Before you leave, make sure to grab your drawing from the beginning of class if you haven't already put it in your bag. Try to remember to look at your self-portrait before you go to bed tonight to remind you of your superpowers! Now, let's all gather and sit together in a circle before we go.



When I point to you, I want you to stand up and shout loud and proud what makes you special! After you do that, you can move to the door and form a single-file line.

Ex: "I'm special because _____ !"

THE STORY OF JOJO & THEIR FAMILY - CLASS 3

Genesis 37-45

Class 2 contains different reflection and discussion questions to keep your Sprouts engaged, but the movement skill, across the floor exercise, and story time remain the same from previous classes. Please refer to pages 7-9 and 11-29.

This will give your Sprouts enough time to understand the story, and memorize the verse and staging.

CHECK-IN

DO

Sit in a circle with your Sprouts and place blank paper and crayons/markers in the center.

SAY

Draw a picture of a beautifully wrapped present. Use lots of color and creativity in designing your gifts! There's no right or wrong way to create it, so let your imagination run wild!

DO

*Give Sprouts a moment to draw. After they are done, go around the circle and pair each Sprout in groups of **two**.*

SAY

Between the two of you, decide who is #1 and #2. #1, go ahead and share your drawing with your friend. What's your favorite part about your design? How happy would you be to receive a present like this?

DO

Give Sprouts a moment to discuss.



Great job sharing! #2, now it's your turn to share your favorite part about your design.



Give Sprouts a moment to discuss.



Awesome job, everyone! Let's talk about a few things. Has anyone ever heard the word "forgiveness" before? Can anyone tell me what that means?



Give Sprouts time to think or share.



Forgiveness is when you accept someone's apology. It also means that you are choosing to no longer hold onto anger or sadness about what that person did or said that upset you. Has anyone asked for forgiveness and said sorry to someone before? Has someone ever said sorry to you?



Give Sprouts time to respond.



Now, look at your drawing and think about forgiveness like it's a gift that you can give to someone.



Give Sprouts a moment think and observe.



How happy would you be to receive a gift of forgiveness?

DO

Allow time for Sprouts to share.

DO

Instruct your Sprouts to put their drawings in their bags, or place them somewhere safe in the room so they can find them at the end of class. Then, tell them it's time to transition to the Memory Verse.

MEMORY VERSE

Repeat 3 times with the motions below.

"Always give thanks to God the Father for everything."

Ephesians 5:20 ERV



Always

give thanks

to God the Father

for everything!

MOVEMENT SKILLS

DO

PENCIL JUMPS

(Page 6)

PENCIL JUMPS WITH ARMS

(Page 6)

PENCIL JUMPS WITH LEGS

(Page 7)

PENCIL JUMPS WITH ARMS & LEGS

(Page 7)

ACROSS THE FLOOR

(Page 8)

ACROSS THE FLOOR: PAIRS

(Page 8)

CIRCLE DISCUSSION

DO

Sit in a circle with your Sprouts.

ASK

1. Which apology sounds kinder?

A: I'm so sorry I tripped you! Are you okay?

B: Sorry if you didn't look where you were going and tripped over my foot. You should pay more attention next time.

2. Why do you think so?

3. Which apology sounds kinder?

A. I'm so sorry for calling you a bad name yesterday. That was very unkind, and it must have made you feel sad. Please forgive me.

B. I didn't think the word I said was bad. It's not my fault you didn't like it.

4. Why do you think so?

5. Have you ever made a mistake and had to apologize for it later?

6. Was it easy to apologize, or was it difficult? Why?

EXPLAIN

It can be difficult to apologize because it doesn't always feel good to admit when we're wrong. But when we do, it can make the hurt go away. Accepting an apology and giving an apology is like a gift you can give to someone.

ASK

Have you ever felt better after apologizing? Would anyone like to share a story about that?

STORY TIME

DO

Review what you learned last time and continue the story with your Sprouts.

REFLECTION

DO

Sit in a circle with your Sprouts.

ASK

Imagine you kicked a soccer ball in the house even though you know it's against the rules. It hits the wall and crashes into a beautiful picture frame that is very special to someone in your family. You never meant to break anything, and you feel terrible that it happened. You're worried it's really going to upset this person when you tell them, but instead of punishing you or asking you to fix it, they said you were forgiven.

Wow! Forgiven! How would you feel if this were you and you were forgiven?

Ex: Good, nice, happy, or comforted.


ASK

What do you think God would want you to do if someone offered you the gift of forgiveness? Would He want you to accept it?

COOL-DOWN STRETCH



1. Start in a neutral position, sitting on your heels with your hands on your thighs. Pull your neck up high and tuck your tummy into your spine. Think nice and tall.



2. Sitting up and off your heels, press your hips forward and reach behind to grab one ankle with the same hand. Find where it feels good, stretching hips forward and releasing the head back while extending one hand up, keeping the other hand on your ankle. Hold in silence for 10 seconds. Come back to your starting position before trying the second side. Hold in silence for 10 seconds, asking the Lord to speak to their hearts.

CLOSING PRAYER

Dear God, thank you for the gift of forgiveness! It takes courage to apologize to others and to accept apologies. Help us to be brave so we can do both! We don't want sad hearts to hold us back from loving others. We want to always share our feelings with others to make the world a more beautiful place, just as you created it to be! Amen.

CHECK-OUT

SAY

Great work today, Sprouts! Before you leave, make sure to grab your drawing from the beginning of class if you haven't already put it in your bag. Don't forget to look at your beautiful drawings tonight before you go to bed to remind you how amazing it is to forgive!

DO

Before you let them go, share a heartfelt compliment about them as a class.

SAY

Aren't kind words and compliments nice? This is called a *Kindness Train*, and now it's your turn! When you go home tonight, I want you to continue the *Kindness Train* by sharing a kind word or compliment with as many family members as you can. Then, tell them it's a *Kindness Train* and that it's their turn to spread kind words and compliments to the next person!



EVERGREEN

GROWING SPIRITUAL, PERSONAL AND COMMUNITY ROOTS THROUGH THE ARTS

Produced by the Arts Ministries Bureau, Evergreen is a compilation of series designed for specific age groups, each with a unique biblical and artistic focus. Developed to equip and empower officers/volunteers to produce quality arts programming at their corps, this series will require no special training and minimal preparation from Evergreen instructors. Lessons range from 45 minutes to one hour each, and are free to use throughout the territory. Arts Ministries hopes that Evergreen will create a positive crossover between corps Sunday attendance and after-school programs, preparing young artists for divisional dance/drama teams, Star Search and beyond! With a new series added every year, Evergreen will continue to grow and branch out to reflect the needs and interests of budding creatives throughout the territory.

Editorial Director
Kathryn Higgins

Graphic Designer
Resa Berry

Writers
Kathryn Higgins
Resa Berry

Photographer
Kevin Diaz

Editor
Geoff Cox

Model
Lucy Berry



@AMUSAEAST



@artsministries



@artsministries



@artsministries



Arts Ministries Bureau
USA Eastern Territory

EVERGREEN | SPROUTS

Storytellers
June 2024
Vol. 4



USA Eastern Territory
Commissioners Ralph E. & Susan L. Bukiewicz
Territorial Leaders