

EVERGREEN SPROUTS



THE SALVATION ARMY USA EAST ARTS MINISTRIES BUREAU

STORYTELLERS

THE STORY OF THE TALENTS

OVERVIEW

THE “STORYTELLERS” SERIES

This series invites our smallest school-aged creatives into the beautifully illustrated world of parables. Little Sprouts will discover valuable truths from Jesus’ allegorical teachings and place themselves directly in the story, acting out the characters through basic movement and tableaux. Sprouts will dig into Jesus’ moral truths through discussion, reflection, prayer and empathy development.

AGE

5-6 years old
(K-1st grade)

TIME

30min-1hr

PARTICIPANTS

minimum of 5

SUPPLIES

1. Printed Heart Templates from page 23
2. Scissors to cut out Heart Templates
3. Crayons and/or markers

The Arts Ministries Bureau

The Salvation Army
Eastern Territorial Headquarters
440 West Nyack Road
West Nyack, NY 10994

arts.saconnects.org

useartsministriesdirector@use.salvationarmy.org

Published and Distributed by
The Salvation Army USA Eastern Territory
Arts Ministries Bureau



THE STORY OF THE TALENTS

Matthew 25:14-30

2 classes

5+
participants

This story can be explored over 2 classes, with different activities and discussion questions to keep your Sprouts engaged, but the *story time* is the same for both classes.

This will also give your Sprouts enough time to understand the parable, and memorize the memory verse and the actions that go along with the story.

CHECK-IN

CLASS 1

1. Set out crayons or markers in the center of the room. As each Sprout enters, hand them 2 paper hearts (*template on the following page*) and invite them to sit in a circle around the crayons.
2. Go around the circle and invite each Sprout to share what they think makes them special. Once they've all shared, give them a few minutes to draw/write on their paper hearts 2 things that make them special (*1 on each heart*).

CLASS 2


1. As each Sprout enters the room, ask them to find their hearts from the previous class.
2. Go around the circle and invite each Sprout to share how their special powers have grown this week, or if they hid their special powers away.

MEMORY VERSE

Repeat 3x

"... To the one who has, more shall be given."

Matthew 25:29



MOVEMENT SKILL: MARCHING

practice moving all together, then try marching one at a time across the floor



1. Feet should be firmly planted on the ground, with both hands placed on your hips. Step forward with your right leg and bear weight into your right foot. At the same time, bring your left leg forward with your knee bent. Stop at about hip height. Left foot should be flexed. Pause here. Repeat on the opposite leg. As everyone marches across the floor say, "march" each time a foot hits the ground.

2. As Sprouts become more comfortable and confident with the movement, ask them to add their arms as they march. Instruct them to bend their elbows and swing their arms naturally, matching opposite arm and leg.

CIRCLE DISCUSSION

sitting in a circle, discuss:

CLASS 1

Does your special power bring others happiness when you share it with them?

CLASS 2

Does your family have things that make them special? In what ways do they share their special something with you?

STORY TIME

Leader reads the script while participants act out the story. Take your time teaching the actions, repeating and reviewing as your Sprouts need. The goal is to perform this piece in its entirety.

This would be a great presentation piece for parents during a Sunday Meeting!

CAST LIST

Before you get started, select 4 Sprouts to play the following roles, listed in order of the amount the character is featured:

Superhero

The God figure; gender inclusive

Sidekick C

Someone who does **not** use their superpower well

Sidekick A

Someone who uses their superpower well

Sidekick B

Someone who uses their superpower well

STORY TIME

play instrumental music in the background

LEADER PROMPTS

Jesus told this story...

There once was a superhero!

SPROUTS ACTIONS

Sprouts Opening Position

seated and cross legged

Tip: Give the Superhero character all of the paper hearts and place Sidekick C far Stage Left.



Action: All jump up to a standing position, cupping a right hand over their right ear as if listening intently.



Tip: Encourage big and fun poses that reminds them of their favorite superhero.

They had lots of
special powers!



Action: Superhero turns around to face the front by marching. They reveal that they're holding cut paper hearts in their hands.

This Superhero had lots
of sidekicks.



Action: The rest of the cast (*the Sidekicks*) stand up facing the back striking a superhero pose.

Each of them were special.

Action: The sidekicks march around themselves to face the front.

One day, the Suphero had to fly very far away to save another planet that was being attacked.



Action: Superhero marches forward to center stage. Then strikes a superhero pose.

In order to keep the world safe while they were away, the Superhero decided to give the Sidekicks some special powers.




Action: Superhero slowly holds up the paper hearts above their head. At the same time, the Sidekicks point at the hearts as they rise up.

Tip: Invite the cast to use their eyes and hands to direct the focus of the audience.

Each Sidekick was given a special power based on what they needed and on their own abilities.

One at a time, each Sidekick marches forward to the Superhero and is handed two paper hearts, but held together to appear as only one heart (*except Sidekick C will receive only one*). They will proceed to center stage and form a horizontal line.

(cont.)



Action: After each Sidekick receives both paper hearts and takes their place in line, they will strike a unique pose and freeze while holding their paper hearts.

Tip: Aim for different levels when holding poses. Make sure that the Superhero gives both hearts to each Sidekick, but to the audience it will appear as if there is only one (Sidekicks will later reveal both hearts to the audience).

And so, the Superhero went away to save the planet.

Action: Superhero marches to the downstage right corner. They pose facing away from the cast.

One of the Sidekicks went right to work.

Action: Sidekick A marches around themselves in a circle.

They shared their superpowers with the world, and in turn, their superpowers grew!



Action: Sidekick A makes a grand gesture revealing two hearts instead of one.

Another one of the Sidekicks also got busy right away sharing their powers.

Action: Sidekick B marches around themselves in a circle.

Their superpowers grew too!



Action: Sidekick B makes a grand gesture revealing two hearts instead of one.

But...



Action: All Sidekicks (*except Sidekick C*), put their right hand to their right ear as if listening intently.

One of the Sidekicks hid their special powers.



Action: Sidekick C sits down, legs crossed, hiding their paper heart in their folded arms. All Sidekicks point to Sidekick C.

Tip: Place Sidekick C on the far stage left of the row of Sidekicks.

They kept their superpowers for themselves and didn't share it with the world.

Action: All Sidekicks march around and create a semi-circle around Sidekick C. They strike a pose as if looking sad and sorry for Sidekick C.

And it never grew.

Action: Sidekick C sits up to reveal a single paper heart, then quickly hides it again.

Soon, the Superhero came back!

Action: All Sidekicks gasp! Then they run back into the horizontal line with Sidekick C at the far stage left position.

Everyone couldn't wait to show what they had done with their superpowers!




Action: Superhero marches across the stage, from right to left, examining the lineup of Sidekicks. As the Superhero passes each Sidekick, they jump up and down with their feet together, excitedly showing their hearts.

The Superhero said, "Good work! You did your job well!"

Action: Superhero recites words along with the Leader.

"What about you?"



Action: Superhero arrives at Sidekick C, who is facing the back to hide their heart.

The Superhero then asked, "Did you use your superpowers well?"

Action: All Sidekicks, except Sidekick C, kneel down on one knee and give their attention to the stage left action.

They knew they missed out on the chance to share the powers they were given.

Action: Sidekick C turns to the front and gives the heart back to the Superhero.

The Superhero said, "It's okay, Sidekick."

Action: The Superhero takes the heart and with the other hand places it on Sidekick C's shoulder with a friendly and reassuring look.

"But for next time, Jesus wants us to remember..."

Action: All Sidekicks stand up.

"... to the one who has, more shall be given. Matthew 25:29."

Action: All participants recite the words along with the Leader.

REFLECTION

sitting in a circle, ask:

CLASS 1

1. Ask Sprouts to read what they wrote on their hearts and think about what makes them special.
2. Can you tell me a time when you shared that special something about yourself with someone else?
3. How did it make them feel?

CLASS 2

1. Why should we share our special gifts with others?
2. How can we use our special abilities and talents to serve God?
3. What will happen if we share what we have? How can sharing bring us more?

COOL DOWN STRETCH



1. Shift your balance to one leg and stand on one foot. At the same time, bend the knee of the opposite leg, folding it behind yourself. Your calf and the back of your thigh should touch. Grip the foot with your hand. Squeeze your thigh and make sure to have proper alignment - no feet out to the side of the hip! Have the group count to 10, then repeat on the other leg.



2. Instruct your Sprouts to sit up nice and tall, criss cross applesauce (*cross legged position*). Maintaining a flat back, reach up high with arms overhead. Leading with your chest, fold your upper body over your legs and touch the floor. Reach out in front of you as far as you can stretch. Hold in silence for 10 seconds, asking the Lord to speak to their hearts.

CLOSING PRAYER

Dear God, thank you for making me so unique and special! Help me find ways I can share my special gift to bless others. Amen.

CHECK-OUT

CLASS 1

1. Invite Sprouts to go around the room and affirm out loud each other's special talents.
2. Ask the Sprouts to give you their hearts so you can use them for Class 2.

CLASS 2

1. As each Sprout leaves the room, have them repeat out loud their special talent, quality, or skill.
(Example: I'm kind to animals, etc.)
2. Tell your Sprouts they can take their hearts home with them.



EVERGREEN

GROWING SPIRITUAL, PERSONAL AND COMMUNITY ROOTS THROUGH THE ARTS

Produced by the Arts Ministries Bureau, Evergreen is a compilation of series designed for specific age groups, each with a unique biblical and arts focus. Developed to equip and empower officers/volunteers to produce quality arts programming at their corps, Evergreen instructors require no special training and minimal

preparation time. Lessons range from 45min-1hr each and are free to use throughout the territory. Arts

Ministries hopes that Evergreen will create a positive crossover between corps Sunday attendance and after-school programs, and prepare young artists for divisional dance/drama teams, Star Search and beyond! With a new series added every year, Evergreen will grow and branch out to reflect the needs and interests of budding creatives throughout the territory.

Editorial Director
Kathryn Higgins

**Graphic Designer &
Editor**
Resa Berry

Writers
Kathryn Higgins
Resa Berry

Photographer
Lu Lu Rivera

Model
Lucy Berry



@AMUSAEAST



@artsministries



@artsministries



@artsministries

Storytellers
June 2023
Vol. 2



USA Eastern Territory
Commissioners William A. & G. Lorraine Bamford
Territorial Leaders