

EVERGREEN SPROUTS



THE SALVATION ARMY USA EAST ARTS MINISTRIES BUREAU

STORYTELLERS

THE STORY OF THE GOOD NEIGHBOR

OVERVIEW

THE “STORYTELLERS” SERIES

This series invites our smallest school-aged creatives into the beautifully illustrated world of parables. Little Sprouts will discover valuable truths from Jesus’ allegorical teachings and place themselves directly in the story, acting out the characters through basic movement and tableaux. Sprouts will dig into Jesus’ moral truths through discussion, reflection, prayer and empathy development.

AGE

5-6 years old
(K-1st grade)

TIME

30min-1hr

PARTICIPANTS

minimum of 5

The Arts Ministries Bureau

The Salvation Army
Eastern Territorial Headquarters
440 West Nyack Road
West Nyack, NY 10994

arts.saconnects.org

useartsministriesdirector@use.salvationarmy.org

Published and Distributed by
The Salvation Army USA Eastern Territory
Arts Ministries Bureau



THE STORY OF THE GOOD NEIGHBOR

Luke 10:25-37

2 classes

5+
participants

This story can be explored over 2 classes, with different activities and discussion questions to keep your Sprouts engaged, but the *story time* is the same for both classes.

This will also give your Sprouts enough time to understand the parable, and memorize the memory verse and the actions that go along with the story.

CHECK-IN

CLASS 1

1. As each Sprout enters the room, welcome them by saying, "Hello, neighbor!" Then invite them to sit in a circle on the floor.
2. Go around the circle and have each Sprout introduce their neighbor to the group, and then ask them how they're doing.

CLASS 2

1. As each Sprout enters the room, welcome them by saying, "Hello, neighbor!" Then invite them to sit in a circle on the floor.
2. Go around the circle and have each Sprout talk about how they shared their kind hearts this week and acted as good neighbors.

MEMORY VERSE

Repeat 3x

"Love the Lord your God with all your heart, all your soul and all your mind, and love your neighbor as yourself."

Luke 10:27

(jump to page 18 for actions)

MOVEMENT SKILL: SKIPPING

practice skips all together, then try skipping one at a time across the room



1. Take a step forward with your right foot.



2. Propel upwards hopping off the floor while bringing your left knee forwards. Land softly back on your right foot. Repeat on the other leg.

Tip: Once your Sprouts get comfortable, instruct them to skip with:

1. Hands on their head
2. Arms out to the sides
3. Arms waving
4. Flexed Feet
5. Pointed Toes

CIRCLE DISCUSSION

sitting in a circle, discuss:

CLASS 1

1. Have you seen an act of kindness today?
2. Have you ever seen anyone hurt? What did you do? Did you see anyone be helpful?
3. What is a neighbor?

CLASS 2

1. Do you know your next door neighbors?
2. Who does Jesus say our neighbors are?

STORY TIME

Leader reads the script while Sprouts act out the story. Take your time teaching the actions, repeating and reviewing as your Sprouts need. The goal is to perform this piece in its entirety.

This would be a great presentation piece for parents during a Sunday Meeting!

CAST LIST

Before you get started, select 4 Sprouts to play the following roles, listed in order of the amount the character is featured:

Center Stage Sleeper

Injured person who is helped at the end

Neighbor

Helps the injured person

Stranger

Denies helping the injured person

Acquaintance

Denies helping the injured person

STORY TIME

play instrumental music in the background

LEADER PROMPTS

Jesus told this story...

A person was going down
the road.

SPROUTS ACTIONS

Sprouts Opening Position
seated and cross legged

Tip: Ask everyone to slouch at first as they sit down, then ask them to sit up nice and tall.



Action: All jump up to a standing position, cupping a right hand over their right ear as if listening intently.

Action: All skip around the room in different directions.

Tip: Everyone is playing their own version of the same character.

But then!



Action: Stop and freeze up on their tippy toes with their hands high up in surprise.

Some robbers surrounded them.



Action: All yell, "Oh no!" Then twirl around on their tippy toes, reaching hands out in front of their bodies.

They beat them.



Action: Star jump!

Tip: Jump from two feet and make a wide star shape with arms and legs, and then land firmly on two feet.

Tore their clothes.



Action: Gasp and bend at the knees, crossing arms over bodies.

... And left them on the ground.



Action: Gently, but dramatically, fall to the ground.

Tip: Ask everyone, "Who can fall the quietest?"

They really needed help.



Action: Call out, "Will anyone help me?" as they reach their arm up.

Tip: Make sure the Center Stage Sleeper is placed center stage.

They needed a
good neighbor.




Action: Call out, "Please!" with their head up, reaching forward with both hands. Then lower back down to sleeping position.

But then...



Action: Stranger jumps up with their hands on their hips.

A stranger came down
the road.



Action: Stranger skips around the group, weaving in and out of all the sleeping kids, keeping their hands on their hips.

But they didn't help.



Action: Stop with hands on hips facing the front. They shake their head, "No." Then they lay down, joining in as one of the sleeping kids again.

But then...



Action: Acquaintance jumps up with their hands in the air.

Someone they
recognized came down
the road.

Action: Acquaintance skips around the group, weaving in and out of all the sleeping kids, waving their arms from side to side in the air.

But they didn't help.



Action: Acquaintance stops with their hands in the air facing the front, feet shoulder-width apart. They shake their head, "No." Then they lay down, joining in as one of the sleeping kids again.

The poor person on the ground really needed a good neighbor to help them out.



Action: All sit up and call out, "Will anyone help me?" with arms outstretched. Then they flop (*gently*) back down again.

But then...



Action: Neighbor jumps up with their hands placed over their heart.

A neighbor came down
the road.

Action: Neighbor walks slowly towards the Center Stage Sleeper with hands still placed over their heart.

They saw the hurt person.

Action: They kneel down. They place one hand on the shoulder of the Center Stage Sleeper.

"Oh no, this person needs help!"

Action: All other sleeping kids jump up and rush over to the Center Stage Sleeper. They crowd around them.

Tip: Leave room for the audience to see the Center Stage Sleeper. Position Sprouts in a semi-circle.

(cont.)



Action: Final Sleeping Kid looks up and says, "Will anyone help me?"

The neighbor said...



Action: Neighbor straightens up and stands up tall. Then pumps a fist into the air and says, "Yes!"

And they did!

Action: All actors help Center Stage Sleeper to stand. They can dust him/her off, pat them on the shoulder, straighten their clothes, etc.

After Jesus told this story,
he asked a question.



Action: All skip back into a single row with their hands on their hips.

Who do you think was really
a neighbor to the person
who was hurt?



Action: All raise their arms and shrug as if saying, "Who?"

The third person, of course!



Action: All hold up three fingers towards the audience.

"Love the Lord your God..."



Action: Arms up and on their tippy toes.

Tip: Sprouts recite words along with the Leader.


"With all your heart"



Action: Hug arms around themselves, rocking/swaying side to side.

Tip: Sprouts recite words along with the Leader.

"All your soul"



Action: Swoop hands down the front of their bodies, then flow back up to their tippy toes.

Tip: Sprouts recite words along with the Leader.


"And all your mind"



Action: Point to their heads with both hands.

Tip: Sprouts recite words along with the Leader.

"And love your neighbor..."



Action: Point to each other.

Tip: Sprouts recite words along with the Leader.

"As yourself!"



Action: Point to themselves.

Tip: Sprouts recite words along with the Leader.

REFLECTION

sitting in a circle, ask:

CLASS 1

1. What would you do if you were the neighbor and saw someone in need of help?
2. Do you find it easy to help others, or is it difficult sometimes to do? Why?
3. How does God want you to use your kind heart to help others?

CLASS 2

1. Have you ever needed help but didn't receive it? How did that feel?
2. In what ways can you show kindness to others?

COOL DOWN STRETCH



1. From a standing position, reach high into the air. Then, reach down and touch your toes with a flat back. Hold this position and have the group count to 10.

2. Sit up nice and tall with a straight and flat back. Then, reach forward to touch your toes. Hold in silence for 10 seconds, asking the Lord to speak to their hearts.

CLOSING PRAYER

Dear God, please help me to learn how to love my neighbor. I want to love and care about people, especially those who are different than me - just as Jesus did. Show me how to love like the Good Neighbor. Amen.

CHECK-OUT

CLASS 1

1. Invite all Sprouts to ask someone in the room what they learned today.
2. As each Sprout leaves the room, give them a high-five and say, "Bye, Neighbor!"

CLASS 2

1. Invite all Sprouts to give someone in the room a compliment about how they did in class.
2. As each Sprout leaves the room, give them a high-five and say, "Bye, Neighbor!"



EVERGREEN

GROWING SPIRITUAL, PERSONAL AND COMMUNITY ROOTS THROUGH THE ARTS

Produced by the Arts Ministries Bureau, Evergreen is a compilation of series designed for specific age groups, each with a unique biblical and arts focus. Developed to equip and empower officers/volunteers to produce quality arts programming at their corps, Evergreen instructors require no special training and minimal

preparation time. Lessons range from 45min-1hr each and are free to use throughout the territory. Arts

Ministries hopes that Evergreen will create a positive crossover between corps Sunday attendance and after-school programs, and prepare young artists for divisional dance/drama teams, Star Search and beyond! With a new series added every year, Evergreen will grow and branch out to reflect the needs and interests of budding creatives throughout the territory.

Editorial Director
Kathryn Higgins

**Graphic Designer &
Editor**
Resa Berry

Writers
Kathryn Higgins
Resa Berry

Photographer
Lu Lu Rivera

Model
Lucy Berry



@AMUSAEAST



@artsministries



@artsministries



@artsministries



Arts Ministries Bureau
USA Eastern Territory

EVERGREEN | SPROUTS

Storytellers
June 2023
Vol. 1



USA Eastern Territory
Commissioners William A. & G. Lorraine Bamford
Territorial Leaders