

Jesus Theater
The Wordless Book
The Salvation Army Eastern Territory

Jesus Theater “The Wordless Book”

The Salvation Army Eastern Territory
Jesus Theater Workshop, May 2017

Written by:
Katie Luse

Compiled by:
Katie Luse, Chuck Goodin & Erin Morgan

Table of Contents

WORKSHOP SCHEDULE 6

JESUS THEATER OVERVIEW 7

SCENE OUTLINE 9

MUSIC LIST 15

SPOKEN WORD 17

PROP LIST 21

MATERIALS & PRICE LIST 25

REHEARSAL NOTES 26

BASICS OF THE STAGE, REHEARSAL, AND CASTING..... 32

ALTAR CALL TRAINING FOR JESUS THEATER 34

INTERCESSORY PRAYER..... 37

NOTES 40

APPENDIX A: CUBE-BUILDING BLUEPRINT 43

Workshop Schedule

**Jesus Theater Workshop
Eastern Territory
May 26-28, 2017**

Friday	
3:00pm	Workshop Sign-in
4:00pm	Welcome Meeting
5:00pm	Dinner
6:00pm	Jesus Theater Preview & Ministry Time
7:30pm	Rehearsal #1
10:00pm	Snack
Saturday	
8:00am	Breakfast
9:00am	Devotions
9:30am	Rehearsal #2
12:15pm	Lunch
1:15pm	Rehearsal #3
3:30pm	Equipping Rotation
5:15pm	Altar Call Training
5:45pm	Snack/Break
6:15pm	Rehearsal #4
8:15pm	Dinner
9:30pm	ICE CREAM SUNDAE BAR!
Sunday	
8:00am	Optional Coffee
8:30am	Stage Run-Through
10:15am	Brunch
11:00am	Worship Service with Jesus Theater

Jesus Theater Overview

The *Jesus Theater* is a Creative Arts presentation of the gospel of Jesus Christ, originally created for camp ministries. It is designed for an audience of children/youth and is thirty minutes in length. The production includes theater and visual art as mediums through which God’s story is shared.

Jesus Theater Workshop

PURPOSE

The purpose of this workshop is to help individuals effectively communicate the Gospel in a creative way--specifically, by equipping people to direct a Jesus Theater at their divisional camp. Camps that have included the Jesus Theater in their programming have seen an increase in number of children making first time commitments to Jesus Christ.

THE WORKSHOP

The workshop will include rehearsal times (learning portions of the production), practical teaching about producing a performance at camp, as well as times of discipleship (learning how to share the Gospel through this art form). Participants will receive resources for directing this production in their context.

ATTENDEES

Divisional Leaders are encouraged to designate a potential “Director” and “Assistant Director” who are capable and interested in overseeing this ministry in their setting. Previous experience in teaching, discipleship and/or creative arts is encouraged. At least one of the two leaders should be committed to camp for the summer.

JESUS THEATER

The Wordless Book

By Katie Luse

OVERVIEW: This Jesus Theater production is titled “The Wordless Book,” based on a child evangelism tool that presents the Gospel of Jesus Christ through colors. This Jesus Theater uses the same concept of themed colors to present the Gospel story. The story is told through basic movement and silent acting underscored by music and Spoken Word.

USE OF MATERIALS: This JESUS THEATER packet is to be used primarily as a point of reference as we walk through the creative process together. As with any JESUS THEATER cast, each has its own unique journey and ultimately, prayerfully, its own holy experience that, over time, becomes deeply personal – and will only then become a true ministry opportunity to reach outward in to the souls of others for the Kingdom. *(Becki Phillips)*

MAIN SCRIPTURE: John 1:1-4 In the beginning was the Word, and the Word was with God, and the Word was God. ²He was with God in the beginning. ³Through him all things were made; without him nothing was made that has been made. ⁴In him was life, and that life was the light of all mankind.

CAST: The piece is designed for a cast of 7 strong focused individuals. Main characters include:

- **Jesus** – *This character needs to be able to relate directly to people on stage. Spiritual and emotional maturity. Able to have fun. Needs to have Presence. Will have prop management responsibilities on stage.*
- **Satan** – *An aloof and yet cunning disposition. Needs to have presence. Able to be in command.*
- *5 more strong focused individuals*

SET

- Clothesline hooks on the side of the stage (Or 2 9+ foot ladders w/sand bags)
- 1 medium ladder painted black (recommended 6 feet)
- 1 small ladder painted black (recommended 4 feet)
- 4 black boxes (see construction plans in Appendix if you don’t have any)

ART & CRAFT: Consider utilizing Arts & Crafts to support the Jesus Theater theme through providing children with materials to create a Wordless Book Bracelet and/or miniature felt book prior to the performance. This preparatory exposure to the narrative could help children understand the story more clearly.

Scene Outline

Note: This a draft outline of the piece. Use video resource for specifics.

Scene 1: YELLOW

BEGINNING (Music: Found)

Scene 2: GREEN

LIFE (Music: Adventure of a Lifetime)

PURPOSE (Music: Illumination)

Scene 3: BLACK

CHOICES (Music: Married Life)

DESTRUCTION (Music: Beautiful Creatures)

DARKNESS (Music: Wild Beauty → Rockabye)

Scene 4: RED

INTRO JESUS (Music: Night Song)

MINISTRY OF JESUS (Music: At the Mention of Your Name)

CRUCIFIXION (Music: One Found Worthy)

Scene 5: WHITE

RESURRECTION (Music: Let it Happen)

Scene 6: BLUE

HOLY SPIRIT INVITATION (Music: Let it Happen)

GOLD

INVITATION (Music: A Thousand Years)

Scene Notes & Time Codes

Note: Below are estimated time codes for the scenes to support the rehearsal video. These will change based on your cast size and other changes made during your rehearsal process. These are intended to support your rehearsal process, and do not need to be followed exactly.

Scene 1: YELLOW

BEGINNING (Music: Found)

0:00 Scene begins with white on the clothesline and four stage blocks set
0:57 Enter Jesus with the basket
1:18 “Life” Jesus peaks out from behind the white
1:26 Jesus pulls out the yellow → Jesus hangs the yellow
1:54 Cast comes out with the yellow & movement
2:32 Cast comes center for Spoken Word movement
3:01 Jesus pulls out green → Hand it off, 2 cast members hang the green
3:11 Adam (egg ☺) is formed
3:31 Spoken Word movement

Scene 2: GREEN

LIFE (Music: Adventure of a Lifetime)

0:10 Man & Women come to life
0:23 Man and woman go into God for a hug while cast moves to both sides
0:29 “so good” step forward, “hushed tone” lean in
0:42 pass the green down the line → snap while moving forward
0:52 “diamonds” hot potato with the fabric
0:57 toss the green up yelling “life!” → dance party for 2 counts of 8
1:06 electric side 2 counts of 8
1:14 Move through fabric
1:23 8 counts to lay fabric at the front of the stage
1:31 God leads grape vine from stage L
1:39 kick line → arm wave
1:48 Follow the leader with Jesus 2x
2:05 Cannon toss of fabric

PURPOSE (Music: Illumination)

0:00 Spoken Word movement

Scene 3: BLACK

CHOICES (Music: Married Life)

0:00 Cast enters light-hearted, silly and explorative on the stage
0:33 Center cast member has an idea and begins to clean, others follow
0:57 Cast members enjoy going to a position of rest a variety of ways
1:06 Enemy enters
1:20 Enemy pulls out the shiny fabric
→ Enemy interacts with cast member

DESTRUCTION (Music: Beautiful Creatures)

0:00 Girl makes the fabric shine, she points to the trash can
0:13 Cast moves toward the trash can and looks inside
(0:20) Cast sways with enemy/trash can
0:27 Trash can is put down, black fabric is revealed slightly, cast reacts with disgust, black is thrown back in
0:34 Enemy goes to stage left box and calls the cast over
0:40 Cast runs over to the enemy stage left
0:45 Enemy runs to stage right box and cast follows (getting tired)
0:50 Enemy runs back to the stage left box
0:55 Enemy runs downstage center and cast follows (exhausted)
1:00 Enemy invites the cast to come center stage
1:07 Enemy puts the trash can on the box and then lifts it up → Enemy dumps the black out of the trash can → Enemy takes the sparkly from the girl and lays it over the black
(1:18) Enemy displays sparkly fabric and cast is mesmerized
1:27 Cast trashes their green one at a time and goes for the sparkly
1:39 Enemy takes the sparkly away → People are left with the black → Enemy hangs the black on the clothesline

DARKNESS (Music: Wild Beauty → Rockabye)

0:00 Spoken Word movement (Wild Beauty)

0:00 Cast scoots violently upstage and exits
0:13 Cast enters w/signs
0:18 Girl enters and navigates through the signs with fear
0:27 Girl is center stage looking around with fear and anxiety
0:37 Signs step in towards her on the beat
0:41 Signs flip directions
0:47 Girl takes signs and passes them

0:56 Signs stage left lower → girl runs out to green fabric → girl runs stage left to the box and sits down
1:05 Signs are put into her hand
1:15 Reject person is separated out and goes up on the box
1:24 People walk past him/her
1:34 Hungry person is set center stage
1:42 People walk past hungry person
1:52 Two cast members sit down and eat next to hungry person
(2:01) “Anger” is put on someone who then jumps up defensive
2:11 “Sick” is put on someone and the others turn from him/her with disgust

Scene 4: RED

INTRO JESUS (Music: Night Song)

0:00 Spoken Word movement

MINISTRY OF JESUS (Music: At the Mention of Your Name)

0:11 Jesus stands up & does subtle movements & cast responds
0:41 Cast sees Jesus
0:49 Snap & signs lower
1:03 Cast moves stage left (Reject person on the box)
1:14 Jesus pulls back and forth for freedom of the reject person
1:27 Jesus sends enemy away
1:35 Jesus reaches out and brings the reject person down
1:43 Jesus moves over to the stage right box to create bread – cast eats
2:00 Hungry person stands up on the center stage box and lifts sign
2:04 “Hungry” sign flips to “Fed” (on “Name”)
2:08 Snap
2:17 Jesus heals the sick person (2:28 – “Healed”)
2:33 Cast builds the ship → Jesus calls Peter out of the boat
(2:57) Anger person lashes out on stage left box
3:22 Anger person is healed
3:39 Last supper table is set
3:55 Judas leaves the table
4:11 1st “Guilty” – (8 total)
4:28 Stop (freeze picture) → Cast exits
4:44 Enemy enters with red and Jesus takes the red and hangs it on the clothesline

CRUCIFIXION (Music: One Found Worthy)

0:00 Jesus comes down to the center
0:10 Cast runs in upstage in a straight line

0:15 Raise red up
0:19 Run forward (4) – “Crucify” (“Crucify” is on 5) → back up for 4 counts
0:27 Suffer with red
0:36 “Crucify” → lower red
(0:44) Put red unto the arms of Jesus
1:10 Jesus gets up on the box and raises his arms
1:17 Cast runs in with signs and set around Jesus
1:26 Signs push Jesus on the cross (4 pushes – yell on 5)
1:35 Yell → Signs move back across the stage
1:43 Signs flip
2:04 Signs lower → Cast exits
2:18 Jesus comes down from the cross and lands on the floor
(2:26) Enemy covers him with grave clothes

Scene 5: WHITE

RESURRECTION (Music: Let it Happen)

0:14 Jesus raises
0:28 Jesus blows and throws the white (look both ways)
0:42 Jesus hangs the white
1:10 Cast enters in black and sets center stage
1:23 Jesus enters, puts basket down and offers the first white
(1:50) Jesus ministers the white to the cast members (2,3,4)
(2:31) Cast members play with white using height and width
2:45 Cast members come forward in a line, walk back, throw the white up
(sequence → repeat)
3:13 Cast comes in for a group hug → cast enjoys white
3:27 Wave toss of white

Scene 6: BLUE

HOLY SPIRIT INVITATION (Music: Let it Happen)

0:00 Spoken Word movement

GOLD

INVITATION (Music: A Thousand Years)

0:00 Spoken Word movement

Ends with Jesus downstage offering the white and one cast member in black coming out ready to make a choice about salvation.

Music List

The piece is to be underscored entirely with music. The list below is a suggested music list. ****Songs must be purchased for individual use.**

- **Found** (United Pursuit/Iris Ministries, Found)
- **Adventure of a Lifetime** (Coldplay, Head Full of Dreams)
- **Illumination** (Jennifer Thomas, Illumination)
- **Married Life** (Michael Giacchino, Up (Soundtrack from the Motion Picture))
- **Beautiful Creatures** (Andy Garcia, Barbatuques & Rita Moreno, Rio 2 (Music From the Motion Picture))
- **Wild Beauty** (Rhonda Mackert, Wild Beauty)
- **Rockabye** (feat. Sean Paul & Anne-Marie) – Clean Bandit (Rockabye (feat. Sean Paul & Anne-Marie) – Single)
- **Night Song** (Rhonda Mackert, Wild Beauty)
- **Mention of Your Name** (Jenn Johnson, After All These Years)
- **One Found Worthy** (Justin Rizzo, Christmas (Deluxe Edition))
- **Let it Happen** (Live) (feat. Andrea Marie) (United Pursuit, Simple Gospel Live)
- **A Thousand Years** (The Piano Guys)

Note: Two music lists will be provided (1. Music with Spoken Word (2. Music Only)

Spoken Word

BEGINNING (John 1:1-4) (Music: Found)

In the beginning, the very very beginning ... there was nothing, except for God.

The earth was formless, empty, and darkness was over the surface of the deep. The Spirit of God hovered – alone – over the waters.

In the beginning, there was one thing with God ... The Word. The Word was with God and the Word was God. He was with God in the very beginning.

In Him is life, and that life is the light of men.

--

God created all things.
The wild things, the mundane things
The bright things, the shady things
The slippery things, the sticky things
The tall things, the small things
The sea, the sky – and all that is in them.

Through Him all things were made; without Him nothing was made that has been made. In Him is life, and that life is the light of men.

LIFE (Psalm 139:13-16) (Music: Adventure of a Lifetime)

Before you were born God knew you. His eyes saw your unformed body.
Before you saw the light of day, God was writing about the importance of your days.

He wrote, and wrote, and wrote, and wrote ... about every detail of your days before one of them came to be.

God created your inmost being.
He knit you together in your mother's womb.
You are a masterpiece, fearfully and wonderfully made.

--

Man.
Woman.
Formed.
Fashioned.
United.
Released.
Loved.
To love.

When God saw you, He said, “This is good. I approve.” And then in a hushed tone, He added, “I love what I made.”

PURPOSE (Isaiah 43:1-3) (Music: *Illumination*)

Inside of you, God put a purpose, a reason for living, a destiny, a call. “These ones,” He said, “are gifted. And I have given to them the power to rule and be royalty over all that I made.”

“Do not be afraid,” God said to them. “I have called you by name and you are mine. When you pass through the waters, I will be with you; and when you pass through the rivers, they will not sweep over you. When you walk through the fire, you will not be burned. I am the Lord, your God, the Holy One of Israel, your Savior.”

In a loud voice He said, “I am free!”
“And I choose to make you free by giving you this choice ...”

“What will you do with the life I have given to you?”

CHOICES (Music: *Married Life*)

EXCHANGES (Music: *Beautiful Creatures*)

DARKNESS (Romans 3:23 / Isaiah 53:6) (Music: *Wild Beauty* → *Rockabye*)

All have sinned and fall short of the glory of God.
Every one of us has at some point
In some way –
Sinned.
Fallen.
Short.

We all, like sheep, have wandered off and turned to our own way -

When we wander off, the enemy comes and says, “You are not good enough, not enough, not worthy to live close to God.”

Run.
Fix yourself.
Hide.
Lie.
Be – ashamed.
Shame.

God wouldn't want you back.
Who does?
Run.

INTRO JESUS (John 3:16 / Philippians 2:6 / Colossians 2:9) (Music: Night Song)

God loved the world so much that He gave His one and only Son.
The Word put on flesh and came to be with us.
His name is Jesus.

Jesus set aside His advantages as God, and became a servant
Being made in human likeness
He was found in appearance as a man
The Word put on flesh and came to be with us.

In Jesus all the fullness of God dwells in bodily form.
All of who God is, is wrapped in - around - and unto – Jesus.

The Word made flesh.
Immanuel.
God with us.
Jesus.

In Him is life and that life is the light of men.

MINISTRY OF JESUS (Music: At the Mention of Your Name)

CRUCIFIXION (Music: One Found Worthy)

RESURRECTION (John 11:25 / Acts 1:4,8 / Mark 1:15,16) (Music: A Thousand Years)

Jesus said, "I am the resurrection and the life. The one who believes in me will live, even though they die; and whoever lives by believing in me will never die."

I am the resurrection and the life.
Life.

Eternal Life.

--

I am going back to the Father, but wait here because I am sending you a gift,
The Holy Spirit. You will receive power when the Holy Spirit comes on you,
and you will be my witnesses to the ends of the earth.

Go into all the world and share this good news.
That God put on flesh and came to be with us.
Jesus, the Word made flesh.
Whoever believes in Him will be saved.

In Him is life, eternal life –
and that Life is the light of men.

INVITATION (*Music: Let it Happen*)

Prop List

Main Props:

- Clothesline (cloth not plastic)
 - Clothespins (100 for multiple performances)
 - Tote Bag (for clothespins)
 - Basket (for God, wicker 3ft+ tall)
 - Trash Can (for Enemy, shiny tin 2ft+tall)
 - Fabric/Cloth Strips

 - BIG (6x4) – 1 of each color* (for clothesline/storyboard)
 - MEDIUM (5x3) – 1 set per cast member containing 1 of each color* (for scene/actor use)
 - Sequined Black (5x3) – 2 (for enemy & trash can)
 - Shiny Gold (5x3) – 2 (for God and final clothesline panel)
- *COLORS: Yellow, Green, Black, Red, White, Blue*

Supporting Prop Materials:

- Foam Core (Half Size, 14x22) – 1 per/cast member
- Red Spray Paint (for Foam Core) – 2 cans
- Black Spray Paint (for Foam Core) – 2 cans
- White Duck Tape (for Foam Core) – 2 rolls
- Silver Duck Tape (for Foam Core) – 2 rolls
- Fabric Scissors (for fabric)
- Dowels (2)

Costume Ideas:

- Cast in all black with sneakers
- Jesus character in jeans/white

HOW WE PACKED OUR BASKET
DURING THE JESUS THEATER
WORKSHOP:

Notes

BEGINNING BASKET - As it comes on with Jesus/God

top



big yellow (to hang)
(and toss up in air)



big green (to hang)
[pulled up through handle
or over edge of rim]



all small greens
(for each actor AND
one for Jesus)

so it's
not
confused
w/ the
small
greens



basket.

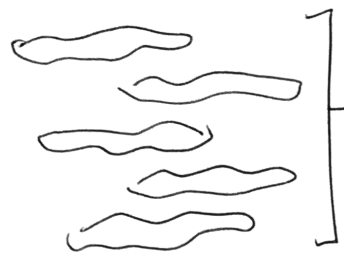
bottom

the basket exits with Jesus/God

(the basket was repacked w/ the next colors during the black scene)

ENDING BASKET - when it re-enters with Jesus

top




ALL small white
(for each actor onstage
AND Jesus)



one small blue (to pull
out slowly before
passing out to first actor)



ALL other small blues
rolled up ready to
pass (or throw) to
actors



Big blue (to hang)



basket.

bottom

12

Materials & Price List

Item	Description	Vendor	#	Unit Price *	Total *
Clothesline	Cloth clothesline (not plastic)	Home Depot	1		
Bag of Clothespins	Clothespins (50 count bag for multiple performances)	Home Depot	2		
Tote Bag	Tote Bag for clothespins	Michael's craft store	1		
Wicker Basket	Basket for God, wicker 3ft+ tall	Michael's craft store	1		
Trash Can	Trash Can for Enemy, shiny tin 2ft+ tall	Home Depot	1		
Fabric/Cloth Strips	BIG (6x4) – 1 strip of each color (<i>Yellow, Green, Black, Red, White, Blue</i>), (for clothesline/storyboard)	Joann Fabrics	6		
Fabric/Cloth Strips	MEDIUM (5x3) – 1 set per cast member containing 1 strip of each color (<i>Yellow, Green, Black, Red, White, Blue</i>) (for scene/factor use)	Joann Fabrics	9		
Fabric/Cloth Strips	Sequined Black (5x3) – 2 (for enemy & trash can)	Joann Fabrics	2		
Fabric/Cloth Strips	Shiny Gold (5x3) – 2 (for God and final clothesline panel)	Joann Fabrics	2		
Foam Core	Foam Core - Half Size, 14x22 – 9 sheets	Michael's craft store	9		
Spray Paint: Red	Red Spray Paint for Foam Core – 2 cans	Michael's craft store	2		
Spray Paint: Black	Black Spray Paint for Foam Core – 2 cans	Michael's craft store	2		
Duct Tape: White	White Duck Tape for Foam Core – 2 rolls	Michael's craft store	2		
Duct Tape: Silver	Silver Duck Tape for Foam Core – 2 rolls	Michael's craft store	2		
Fabric Scissors	Fabric Scissors to cut fabric	Michael's craft store	1		
Rubber Bands	Bag of Rubber Bands for attaching fabric to dowel	Michael's craft store	1		
Dowels (wooden sticks)	Dowels - 2, length: 3ft+, width: ½ in. +	Michael's craft store	9		

* Exact purchase prices are to be determined, but all materials fit within a materials budget of \$500.00. (# Based on a cast of 9)

*

Rehearsal Notes

*This space is for the director to prepare notes for rehearsal. Jot down specifics that will help you to teach others.

Scene 1: YELLOW				
Music	Script	Set Note	Time	Overview of Scene

Scene 2: GREEN				
Music	Script	Set Note	Time	Overview of Scene

Scene 3: BLACK				
Music	Script	Set Note	Time	Overview of Scene

Scene 4: RED				
Music	Script	Set Note	Time	Overview of Scene

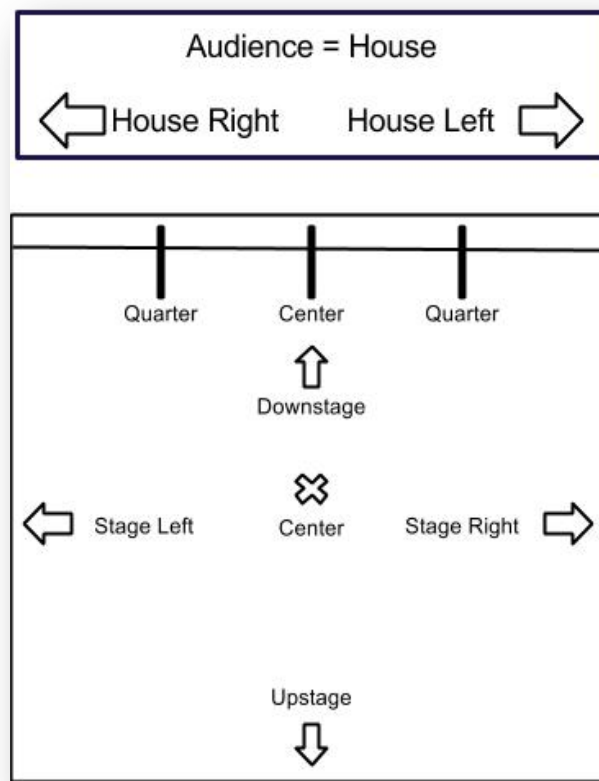
Scene 5: WHITE				
Music	Script	Set Note	Time	Overview of Scene

Scene 6: BLUE -> GOLD				
Music	Script	Set Note	Time	Overview of Scene

Basics of the Stage, Rehearsal, and Casting

Use simple stage directions to avoid confusion.

- **Stage Right:** Facing the audience, actor's right
- **Stage Left:** Facing the audience, actor's left
- **Downstage:** Front of the stage (older theaters the stage would be slanted down towards the audience)
- **Upstage:** Back of the stage
- **Center:** Center of the stage
- **Quarter:** Halfway between the center and the side end of the stage
- **House Right:** Audience's right
- **House Left:** Audience's left



Rule of Thumb

- Never turn your back to the audience, unless it is a clear choice.
- When interacting with another actor profile, keep slightly open to audience, they should always feel included and welcomed in what's happening on stage.
- If you can see the audience, they can see you.
- Don't stand too close to the edge of the stage. The audience should be focused on the story rather than wondering if the actor will fall.

Backstage Etiquette

- It's helpful to create a backstage area so that actors have a place to be while not performing on stage, it also defines the performing space. If you don't have a built-in backstage area consider using material (pipe and drape).
- Backstage is part of the stage. Conversation should wait until after the show.
- Keep backstage props confined to designated space. (Props should be easily accessible and organized to avoid confusion)
- Be aware of other actor's entrances and exits to avoid collision.

Rehearsal Techniques

- Get to rehearsal space early to set up.
 - Setup music
 - Make sure furniture is not in your way
 - Have props ready for scenes that will be worked on
- Set specific goals for each rehearsal. Share your goals with your cast at the start of rehearsal, "The goal for this rehearsal time is to finish the opening scene and begin..." But keep in mind that some things will change as rehearsal progresses; be open to changing your goals.
- Your cast will reflect what you, the director projects. If you are tired and worn out you will very quickly see your cast go from excited and energized to lethargic and unfocused. Prepare yourself physically and mentally for rehearsals. Rehearsal time requires more from the director than it does from the cast. Be prepared!
- Consider having closed rehearsals. Having people watching rehearsal creates extra noise and distraction that will quickly eat up your time. Don't be afraid to tell people that they can come back and watch during a final run-through.
- Consider your cast size. Too many people can create confusion and make focused rehearsal time harder to achieve.
- Include prayer in every rehearsal. Times of prayer help people stay focused on the mission of the project as well as aware of God's empowering presence.

Casting

- Consider teaching one of the movement sections and one of the speaking sections from the piece to everyone at the beginning of your rehearsal process so that you can gauge your cast's abilities. It's ok if they don't all end up performing what you've taught. This is an easy way for you to figure out casting without holding an audition, which creates unnecessary pressure.

Altar Call Training for Jesus Theater

Giving an effective Altar Call after the Jesus Theater involves:

- (1. Understanding the message and imagery of the piece
- (2. Translating that message into a personal invitation
- (3. Partnering with Holy Spirit

Choosing the Right Person

Consider choosing someone for this role who is gifted in partnering with Holy Spirit to communicate well and introduce people to Jesus. It also helps if this person is well acquainted with the Jesus Theater piece and carries authority as a spiritual leader.

Giving the Altar Call

During the last scene of the piece, start praying for wisdom and insight on what God is doing during this presentation, and how to partner with Him. At the close of the piece, move to the microphone and begin the invitation.

- (1. Share that this moment is an invitation for people to give their lives to Jesus, just like the closing scene.
- (2. Recap the story briefly using the imagery from the piece that the children have just seen. Link the story to a personal application for their lives explaining what the symbolism of the piece means.
- (3. Give the invitation by inviting those who want to receive Jesus as Lord of their life to stand up and come forward.

Prayer Time

Use your cast as the prayer ministry team along with a few other spiritual leaders on camp. (Note: See “Jesus Theater Prayer Team” below).

- (1. Once the children have come forward and settled, do a repeat after me salvation prayer with everyone who has responded to the altar call.

Example Salvation Prayer: Dear Jesus, I believe that you are the Son of God. I believe that You died on the cross for my sins. I am a sinner and I ask for Your forgiveness. I want you to be the leader of my life and my best friend. I invite You to come into my heart right now and become Lord of my life.

Jesus, I choose to give my life to you today. Help me to always live my life for You. Amen.

(2. Invite the ministry team members to pray over the children near them.

Prayer Ministry team members can ask children if they can pray for them, and then: (1. Bless & agree with what God is doing in the children's lives for salvation and (2. Offer to pray for them for the baptism of the Holy Spirit.

(3. Direct people to return to their seats and/or linger in what God is doing. Dismiss the audience and/or hand the meeting over to whoever is there to direct the people to their next activity.

Follow-Up

That evening: It is recommended that the Cabin Devotions after the Jesus Theater are an intentional time of debriefing the children's experience. Some ideas include:

- Do they understand the story they saw? (Explain if needed)
- Were there any moments of the piece that stood out to them?
- What did they experience/feel from God?
- Did anyone give his or her life to Jesus for the first time?
- Document the testimonies.

Following Day: Consider making reference the next day to what happened in the children's lives at the Jesus Theater the night before.

Ongoing: Partner with camp staff and/or corps to provide follow-up.

Suggestions for Logistics:

- Develop a "Jesus Theater Prayer Team," who will help pray for kids at the Altar as well as intercede during the piece.
- Assign 4-6 other people ahead of time to help direct traffic at the Altar. They can send a few kids to each ministry team member.

Suggestions for Altar Call Process & Flowing with Holy Spirit:

- Learn to pause/wait during the invitation, as you feel led. Holy Spirit is breath, and you can learn to breath with Him allowing those in your care to enter into the divine moments that are presented.
- Feel free to make multiple invitations if you feel that God is still working in the room among the audience.
- Don't try to do the Holy Spirit's job. Manipulation or control of any kind are not necessary and can be harmful.

- Keep the people in the room engaged in what is happening by encouraging them to stay quiet or pray to respect what God is doing.
- For the repeat after me prayer, you can tell the children that you are going to lead them in a prayer to surrender their lives to Jesus. But that salvation is not in the words of the prayer but in the position of their hearts before God.

Intercessory Prayer

Notes on the Role of Prayer in the Jesus Theater Ministry

We believe that the effectiveness of the Jesus Theater is connected to the anointing of the Holy Spirit to draw people to Jesus. **Prayer has a vital role** in preparing the hearts of the cast, the audience and the environment in which the ministry will take place. **We recommend praying/worshipping together as a cast prior to each performance.**

It is also important that the cast members **maintain personal integrity before God** and one another. An environment of open sharing about personal needs and spiritual growth will prove helpful in stewarding the cast to be noble vessels for God's use in this ministry.

Below are **biblical prayers that can be used to strengthen the prayer culture** of your group. These have proved fruitful when prayed in earnest by those who are hungry for God to move in a greater way. Consider choosing one or two to focus on as a cast and or write your own prayer that can be shared with your group.

The Holy Spirit loves to promote Jesus. He is excited about your heart for this ministry. He will back you up as long as you keep your focus on Jesus. One of the best ways to do this is to prioritize time for worship and prayer. Be assured that when this was written, you were also prayed for!

Enjoy the Presence of God as you share in this ministry. You can personally get filled up by taking time to experience God before, during and after a Jesus Theater performance. Remember, God cares for the laborers too. He is present for you.

Learn to love and make time for connecting with the Living God as you share His story! **Make room for prayer in your Jesus Theater Ministry.** It will make a difference for you, your cast, and your audience.

Biblical Prayers

Adapted from Key Apostolic Prayers, Mike Bickle, International House of Prayer

- **Ephesians 1:17-19** – 17That the Father of glory, may give to you the spirit of wisdom and revelation in the knowledge of Him, 18the eyes of your understanding being enlightened; that you may KNOW [experience] what is the hope of His calling [assurance/clarity of God's call for our life], what are the riches of the glory of His inheritance in the saints [our destiny as Jesus' inheritance], 19and what is the exceeding greatness of His power toward us who believe, according to the working of His mighty power...

- **Ephesians 3:16-19** – 16 THAT He would grant you, according to the riches of His glory, to be strengthened with might through His Spirit in the inner man, 17 THAT Christ may dwell [manifest His presence] in your hearts through faith; THAT you, being rooted and grounded in love, 18 may be able to comprehend [experience] with all the saints what is the width and length and depth and height— 19 to know the love of Christ which passes knowledge; THAT you may be filled with all the fullness of God.
- **Philippians 1:9-11** – 9 That your love may abound still more and more in knowledge [of God] and all discernment, 10 that you may approve [rejoice in] the things that are excellent, that you may be sincere [no compromise] and without offense till the day of Christ, 11 being filled with the fruits of righteousness...
- **Colossians 1:9-11** – 9 That you may be filled with the knowledge of His will in all wisdom and spiritual understanding; 10 that you may have a walk worthy of the Lord, fully pleasing Him, being fruitful in every good work and increasing in the knowledge of God; 11 strengthened with all might, according to His glorious power, for all patience and long suffering with joy...
- **Romans 15:5-6, 13** – 5 May the God of patience and comfort grant you to be like-minded toward one another... 6 that you may with one mind and one mouth glorify the... Father... 13 May the God of hope fill you with all joy and peace in believing, that you may abound in hope by the power of the Holy Spirit.
- **1 Corinthians 1:5-8** – 5 That you were enriched in everything by Him in all utterance and all knowledge, 6 even as the testimony of Christ was confirmed in you [by miracles], 7 so that you come short in no gift, eagerly waiting for the revelation of... Jesus Christ, 8 who will also confirm you to the end, that you may be blameless in the day of our Lord Jesus Christ.
- **1 Thessalonians 3:10-13** – 10 Praying exceedingly that... [God will release His Spirit and grace to] perfect what is lacking in your faith... 12 And may the Lord make you increase and abound in love to one another and to all... 13 that He may establish your hearts blameless in holiness before our God and Father.
- **2 Thessalonians 1:11-12** – 11 We pray always for you that God would count you worthy of [prepare us for] this calling, and fulfill all the good pleasure of His goodness [plans for us] and the work of faith with power, 12 that the name of... Jesus may be glorified in you, and you in Him, according to the grace of our God.

- **2 Thessalonians 3:1-5** – 1 Pray for us, that the word of the Lord may run swiftly [rapidly increase its influence] and be glorified, just as it is with you... 3 The Lord is faithful, who will establish you and guard you from the evil one... 5 May the Lord direct your hearts into the love of God and into the patience [perseverance or endurance] of Christ.
- **Acts 4:29-31** – 29 Lord... grant to Your servants that with all boldness they may speak Your word, 30 by stretching out Your hand to heal, and that signs and wonders may be done through the name of Your holy Servant Jesus. 31 And when they had prayed, the place where they were assembled together was shaken; and they were all filled with the Holy Spirit, and they spoke the word of God with boldness.
- **Luke 24:49-50** – 49 Behold, I send the Promise of My Father upon you; but tarry in the city of Jerusalem until you are endued with power from on high. 50... He lifted up His hands and blessed them...
- **Acts 2:17-21** – 17 In the last days, says God, that I will pour out of My Spirit on all flesh; your sons and your daughters shall prophesy, Your young men shall see visions, your old men shall dream dreams. 18 On My menservants and on My maidservants I will pour out My Spirit in those days; and they shall prophesy. 19 I will show wonders in heaven above and signs in the earth beneath: blood, fire and vapor of smoke. 20 The sun shall be turned into darkness, and the moon into blood, BEFORE the coming of the great and awesome day of the Lord. 21 Whoever calls on the name of the LORD shall be saved.

Notes

Notes

Notes

APPENDIX A: Cube-Building Blueprint

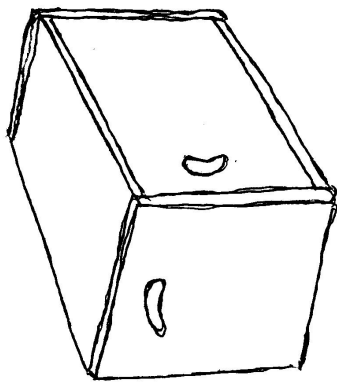
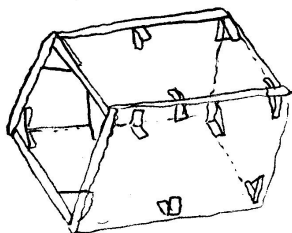
USE $\frac{1}{2}$ " PLYWOOD - NOT ORDINARY
CONSTRUCTION PLYWOOD, BUT
OAK OR CHERRY - TOP QUALITY
HARDWOOD

INSIDE THE BLOCK, PUT
ONE CORNER BRACKET
AT EACH CORNER AND
ONE L-SHAPED BRACKET
IN THE MIDDLE OF
EACH SIDE.

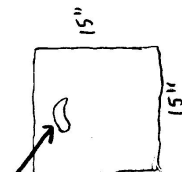
GLUE THE PLYWOOD
TOGETHER (AS WELL AS
USING THE BRACKETS
TO HOLD IT)

ATTACH THE 15" X 15" LIDS
LAST TO SQUARE UP THE
BLOCK. ONE LID YOU
MAY HAVE TO BOPE ON
AND/OR GLUE RATHER
THAN SCREW

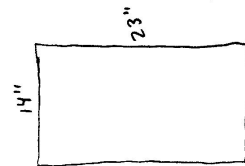
STAND EDGES AND CORNERS - ROUND THEM
TO PREVENT SPLINTERING. STAIN
AND POLYURETHANE TO FINISH.



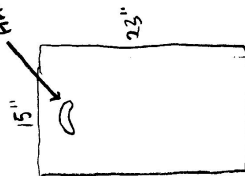
HANDS




2 PIECES
LIKE THIS



2 PIECES
LIKE THIS



2 PIECES LIKE
THIS



FOUR $1\frac{1}{2}$ " L-SHAPED
BRACKETS



EIGHT 3" CORNER
BRACKETS